



**ACTION
AGAINST
HUNGER**



**RESULTS FOR
DEVELOPMENT**

THE ROLE OF MULTILATERAL DEVELOPMENT AGENCIES IN TACKLING MALNUTRITION

REPORT

JULY 2018

LEGAL INFORMATION

COPYRIGHT

© Action Against Hunger – July 2018

Reproduction is permitted providing the source is credited, unless otherwise specified. If reproduction or use of textual and multimedia data (sound, images, software, etc.) are submitted for prior authorization, such authorization will cancel the general authorization described above and will clearly indicate any restrictions on use.

NON-RESPONSIBILITY CLAUSE

The present document aims to provide public access to information concerning the actions and policies of Action Against Hunger. Our objective is to disseminate information that is accurate and up-to-date on the day it was initiated. We will make every effort to correct any errors that are brought to our attention. However, Action Against Hunger bears no responsibility for information contained in the present document.

This information:

- is solely intended to provide general information and does not focus on the particular situation of any physical person, or person holding any specific moral opinion;
- is not necessarily complete, exhaustive, exact or up-to-date;
- sometimes refers to external documents or sites over which Action Against Hunger has no control and for which Action Against Hunger declines all responsibility;
- does not constitute legal advice.

The present non-responsibility clause is not aimed at limiting Action Against Hunger's responsibility contrary to requirements of applicable national legislation, or at denying responsibility in cases where this cannot be done in view of the same legislation.

Action Against Hunger (ACF) commissioned Results for Development (R4D) to conduct this research in order to understand better the role of multilateral agencies in tackling malnutrition. This report has been reviewed by Aurore Gary and Christelle Huré from ACF.

As a complement to this extensive analysis, ACF has developed a policy brief seeking to inform decision makers on policy options for increased financing to the fight against malnutrition in all its form.

The content benefited from inputs and comments of colleagues and partners who work on nutrition funding and multilateral development agencies: Marie Tempesta and Elise Rodriguez from Action Against Hunger and Gian Marco Grindatto from Global Health Advocates EU.



Action Against Hunger (Action contre la Faim – ACF) is a non-governmental organisation (NGO) and was founded in 1979. It is one of the “French doctors”, or second generation of humanitarian NGOs. ACF’s mission is to save lives via the prevention, detection and treatment of malnutrition, in particular during and following disasters and conflicts. ACF takes concrete action on the ground and bears witness to the lives of local communities. Its objective is to tackle the scourge of hunger on all fronts:

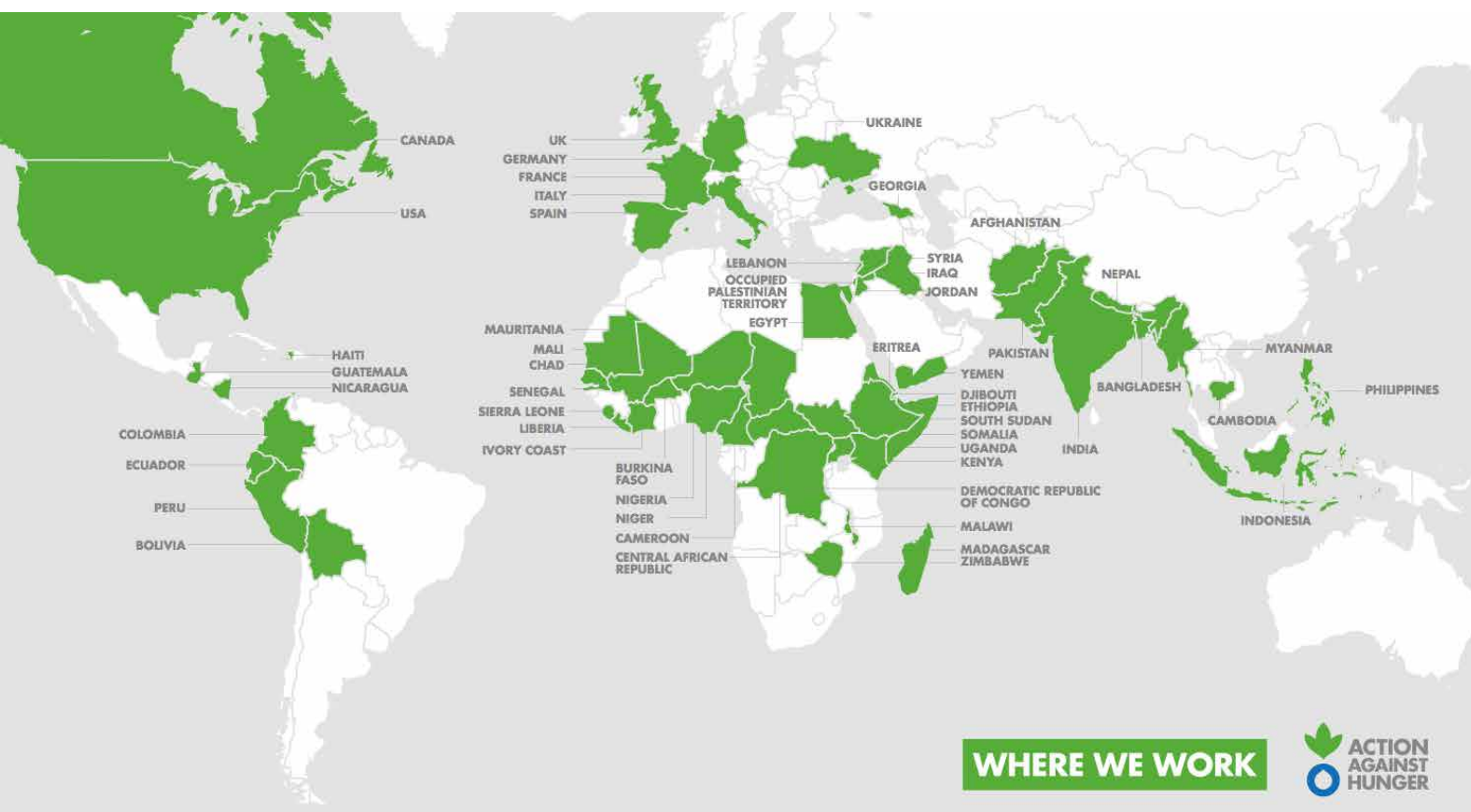
- Through emergency response, to meet the basic needs of the most vulnerable populations,
- Through post-crisis programmes that help populations recover their autonomy.

Its integrated approach spans nutrition and health; food security and livelihoods; water, sanitation and hygiene; mental health and care practices; advocacy and raising awareness. Today, Action Against Hunger is one of the leading humanitarian organisations in the fight against hunger around the world. Thanks to the coordinated action of Action Against Hunger’s five headquarters, the association now has a presence in around 40 countries.



Results for Development (R4D) is a leading non-profit global development partner. R4D collaborates with change agents around the world – government officials, civil society leaders and social innovators – to create strong systems that support healthy, educated people. R4D helps partners move from knowing their goal to knowing how to reach it. R4D combines global expertise in health, education and nutrition with analytic rigor, practical support for decision-making and implementation and access to peer problem-solving networks. Together with partners, R4D builds self-sustaining systems that serve everyone and deliver lasting results.

This work was conducted by a team led by Arjun Upadhyay, with analytic support from Emily Thacher and Kavya Ghai, and strategic guidance from Mary D’Alimonte and Jack Clift under the general oversight of Augustin Flory.



CONTENTS

TABLE OF FIGURES	6
EXECUTIVE SUMMARY	7
INTRODUCTION	11
01/UNDERSTANDING MULTILATERAL AID IN SUPPORT OF NUTRITION-SPECIFIC INTERVENTIONS TOWARDS THE WHA TARGETS	17
02/UNDERSTANDING THE NUTRITION STRATEGIES OF MULTILATERAL ORGANIZATIONS	29
REFERENCES	42

TABLE OF FIGURES

FIGURE 1.	Summary of nutrition-specific disbursements in 2015 by source indicating multilateral contributions, core and non-core	8
FIGURE 2.	Multi-sectoral actions needed to improve the underlying causes of malnutrition, adapted from the UNICEF conceptual framework for undernutrition	12
FIGURE 3.	Distinction between core and non-core funding flows by multilateral organizations	13
FIGURE 4.	Trends in multilateral core spending on basic nutrition between 2007 and 2016	18
FIGURE 5.	Core funding channel map illustrating 2015 nutrition-specific disbursement flows from multilateral donors channeled through partners and to the activity implemented	20
FIGURE 6.	Multilateral core funding to nutrition-specific interventions in 2015, broken down by disbursements tagged with the DAC gender equality policy marker and those not tagged	21
FIGURE 7.	Multilateral core funding to nutrition-specific interventions and the WHA nutrition targets in 2015	22
FIGURE 8.	Multilateral core disbursements to nutrition-specific interventions in support of the WHA nutrition targets by recipient income group and region in 2015	23
FIGURE 9.	Top 10 recipient countries of multilateral core funding receiving nutrition-specific aid towards the WHA targets in 2015	23
FIGURE 10.	Total multilateral outflows to nutrition-specific interventions in support of the WHA nutrition targets in 2015, by core and non-core funding channels and multilateral	24
FIGURE 11.	Non-core funding – top 10 donors who channeled funding through multilateral organizations earmarked for basic nutrition in 2015	25
FIGURE 12.	The number of sector strategies that explicitly mention nutrition. A full circle has four parts, each part representing a multilateral	29
FIGURE 13.	IDA sector strategies that explicitly endorse nutrition-sensitive programming	31
FIGURE 14.	World Bank (IDA and IBRD) disbursements by sector in constant 2015 dollars, millions	32
FIGURE 15.	EU DEVCO sector strategies that explicitly endorse nutrition-sensitive programming	35
FIGURE 16.	EU disbursements by sector in constant 2015 dollars, millions	35
FIGURE 17.	UNICEF sector strategies that explicitly endorse nutrition-sensitive programming	37
FIGURE 18.	UNICEF disbursements by sector in constant 2015 dollars, millions	37
FIGURE 19.	WFP sector strategies that explicitly endorse nutrition-sensitive programming	39
FIGURE 20.	WFP disbursement by sector in constant 2015 dollars, millions	41

EXECUTIVE SUMMARY

The world faces a severe nutrition crisis. Nearly 2 billion people lack key micronutrients like iron and vitamin A, 155 million children under five are stunted, 52 million children are wasted, while a growing number of children (41 million) are overweight [1,3,4]. Tackling these challenges requires not only strong financial commitment from governments and donors, but also a coordinated and multisectoral approach to address the immediate and underlying causes of malnutrition.

Recognizing that renewed and accelerated global action is required to address these nutrition challenges, the World Health Assembly (WHA) in 2014 adopted global nutrition targets for the reduction of stunting, anemia, low birth weight, childhood overweight, and wasting and to increase the rate of exclusive breastfeeding [4]. Meeting the WHA nutrition targets will require a coordinated approach among all actors, including multilateral organizations who are important financiers and implementers of nutrition-specific and sensitive interventions across the world.

This report documents the role of multilateral development agencies in tackling malnutrition. This includes an assessment of how multilateral strategies incorporate nutrition across sectors and an assessment of financial priorities both across sectors as well as for nutrition-specific interventions. Specifically, we look at four case studies: The International Development Association (IDA) of the World Bank Group, the European Union (EU), UNICEF, and the World Food Programme (WFP). All four multilaterals are advocates for scaling up certain types of nutrition interventions and are influencers of the global nutrition agenda. More broadly, these organizations are also critical actors in the development landscape as over 60 percent of all development assistance flows through the EU, the World Bank, and United Nations (UN) funds and programs [11].¹



© Action Against Hunger - Burkina Faso

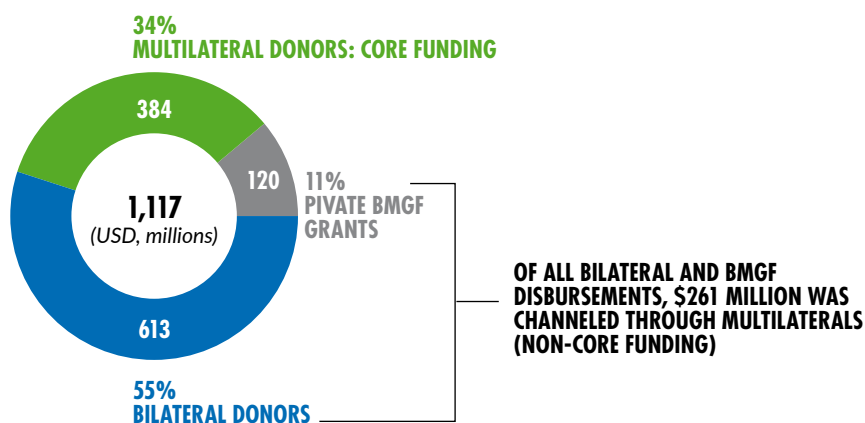
1 - UN includes more than UNICEF and WFP.

We find that the global WHA nutrition targets feature in the nutrition strategies of each of the four multilaterals although there is often no clear indication of prioritization among WHA targets. In general, there are more frequent discussions of stunting over wasting or any other WHA targets in nutrition strategies. Nutrition-specific interventions that are commonly mentioned in strategies include essential micronutrient supplementation, treatment of acute malnutrition, promotion of breastfeeding, and infant and young child feeding counseling. These interventions are somewhat reflected in practice, based on disbursement data as shown in this report.

We also find that these multilateral organizations in general endorse a multi-sectoral approach to tackling malnutrition. However, there is room to better incorporate nutrition-sensitive programming across sectors and to include discussions on the importance of multi-sectoral approaches to tackling malnutrition in sectoral strategies such as education.

In terms of funding, based on analysis by Results for Development, total outflow from the multilateral system to support nutrition-specific interventions in 2015 was \$645 million, representing about 58 percent of total aid disbursed toward the WHA targets across all donors that either originated from multilateral core budgets or was channeled through multilaterals to implement services [12]. Of this amount, multilateral organizations contributed \$384 million via core funding channels and \$261 million was channeled through multilaterals by other donors in support of the WHA nutrition targets (Figure 1) [12].

FIGURE 1
SUMMARY OF NUTRITION-SPECIFIC DISBURSEMENTS IN 2015 BY SOURCE INDICATING MULTILATERAL CONTRIBUTIONS, CORE AND NON-CORE



Of the total amount of core funding multilaterals spent on WHA targets, most went towards above-service delivery investments (\$158 million), which includes support to scale-up all nutrition programs—coordination, governance and advocacy for nutrition, capacity building, and research and data [12]. Among the WHA targets, the stunting target received the highest level of funding (\$151 million) followed by wasting (\$72 million). When looking at the intervention level, in 2015, multilaterals spent nearly \$92 million on micronutrient supplementation, \$72 million on treatment of acute malnutrition, and \$45 million on nutrition counseling [12]. These trends seem to be in accordance with priorities documented in the case study strategies.



© Jean-Luc Luysen for Action Against Hunger - Burkina Faso

KEY TAKEAWAYS

- 1 The review of nutrition strategies indicates that global WHA nutrition targets feature in the nutrition strategies of multilateral organizations.
- 2 On paper, nutrition strategies strongly advocate for multi-sectoral, evidence-based, nutrition-sensitive approaches—but it is unclear based on strategies alone to what extent this is followed in practice, which nutrition interventions are prioritized, and how sectors plan for, fund, and implement nutrition-sensitive components to their programs.
- 3 There is room to better incorporate nutrition-sensitive programming across sectors and to include discussions on the importance of multi-sectoral approaches to tackling malnutrition in sectoral strategies, such as education for example.
- 4 Total outflow (core and non-core) from the multilateral system to support nutrition-specific interventions in 2015 was \$645 million, representing about 58 percent of total aid disbursed toward the WHA targets.
- 5 Resource tracking across sectors is essential to monitor progress, but data limitations prevent analysis on nutrition-sensitive disbursements across sectors.
- 6 Based on total outflow of nutrition aid to nutrition-specific interventions, multilateral organizations are critical players in the nutrition landscape.
- 7 Additional work is needed in order to assess nutrition-sensitive contributions across sectors, such as through support of a nutrition policy marker in the OECD Creditor Reporting System.



INTRODUCTION

1. THE CASE FOR INVESTING IN NUTRITION

Malnutrition is a significant global health and development concern. There are 155 million children under five worldwide who are stunted, meaning these children suffered from chronic malnutrition early in life which stunted their linear growth and development (2016) [1]. There are 52 million children under five who are wasted and as a result have impaired immune systems that increase their risk of mortality (2016) [2]. Severely wasted children are on average eleven times more likely to die from a common infection compared to their healthy peers [4]. Additionally, an estimated 2 billion people are deficient in key micronutrients needed for a healthy lifestyle, like iron and vitamin A (2016) [2].

Recognizing that renewed and accelerated global action is required to address these nutrition challenges, the World Health Assembly (WHA) adopted global nutrition targets for the reduction of stunting, anemia, low birth weight, childhood overweight, and wasting and to increase the rate of exclusive breastfeeding to be achieved by 2025. Improving nutrition to the extent that these targets are achieved will be critical for success with the Sustainable Development Goals (SDGs)—not only were the targets for stunting and wasting adopted under SDG 2 (to end global hunger) but improving nutrition across each of the WHA targets will be a catalyst for achieving goals throughout the SDGs due to the complex and multisectoral nature of nutrition [2, 3]. However, the world is off-track to meet these critical global nutrition targets [2].

Inadequate levels of funding help explain why the world is falling short of meeting the global nutrition targets. The Global Investment Framework for Nutrition estimates that it will cost the world, on average, an additional \$7 billion per year to scale up a package of nutrition-specific interventions to the level needed to achieve the WHA targets [5]. (See Box 1 for definitions of nutrition-specific and nutrition-sensitive). For traditional donors, the most ambitious financing scenario suggest that donors would need to contribute an average additional investment of \$3 billion per year to help fund this scale-up along with other sources (which represents a quadrupling of donor funding).

While the resource need is high compared to current spending levels, the potential return on investment is even higher. The World Bank estimates that the return on every dollar spent on reaching the targets is \$4 for wasting, \$11 for stunting, \$12 for anemia, and as high as \$35 for exclusive breastfeeding [7]. The Copenhagen consensus regularly reports nutrition interventions as being highly cost effective [56].

BOX 1

THE LANCET DEFINITIONS OF NUTRITION-SPECIFIC AND NUTRITION-SENSITIVE INTERVENTIONS

NUTRITION-SPECIFIC

Interventions and programs that address the immediate determinants of fetal and child nutrition and development: adequate food and nutrient intake, feeding, caregiving and parenting practices, and low burden of infectious diseases [6].

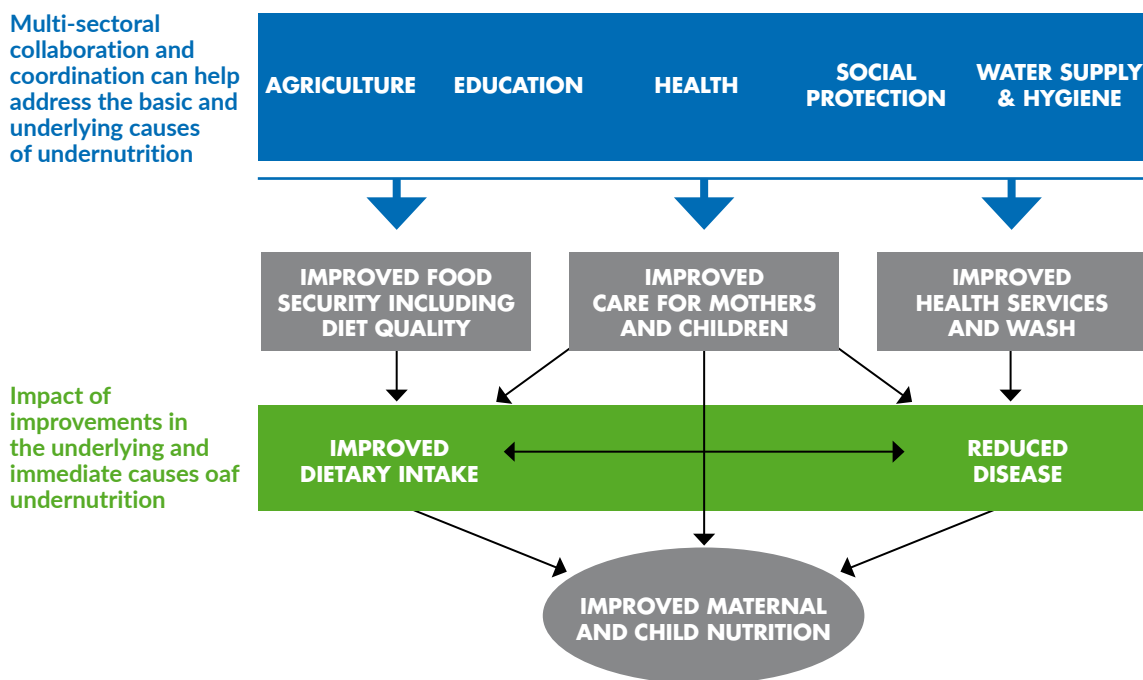
NUTRITION-SENSITIVE

Interventions or programs that address the underlying determinants of fetal and child nutrition and development—food security; adequate caregiving resources at the maternal, household and community levels; and access to health services and a safe and hygienic environment—and incorporate specific nutrition goals and actions. Nutrition-sensitive programs can be delivered across sectors including agriculture, education, social protection, and water supply and hygiene [6]



In addition to nutrition-specific interventions, it is critical to invest in improvements to the underlying determinates of malnutrition through nutrition-sensitive programming across health, agriculture and food security education, social protection, gender and many other sectors (Figure 2). These improvements are necessary to achieve the global nutrition targets and the SDGs (especially SDG2) and require a multi-sectoral response to tackling malnutrition.

FIGURE 2
MULTI-SECTORAL ACTIONS NEEDED TO IMPROVE THE UNDERLYING CAUSES OF MALNUTRITION



Adapted from the UNICEF conceptual framework for undernutrition [9, 10].

Meeting the WHA nutrition targets will require a coordinated approach among all actors and sectors. Thus, it is important to understand the whole nutrition financing landscape, especially how partners work together and to what extent donors operationalize a multi-sectoral approach to tackling nutrition. Stakeholders who serve as sources of financing include both domestic and donor partners—including bilateral donors, multilateral donors, as well as private foundations. Implementing agencies who deliver services include public sector institutions, multilateral organizations (such as United Nations institutions), non-governmental organizations (NGOs), universities and research institutions, and others.

Advocates from civil society organizations (CSOs) are critical within this landscape to build momentum and action for nutrition and to help ensure progress is being made towards the global goals. These organizations must work together to push the nutrition agenda forward, thus making coordinated advocacy strategies essential for enhanced progress.

With a focus on multilateral organizations, the purpose of this paper is to explore how nutrition is integrated across sectors and whether organizational nutrition strategies endorse a multi-sectoral approach, and to understand how multilateral aid supports the global targets for nutrition. This report is meant to provide a foundation for the development of advocacy strategies targeting multilateral organizations by identifying target areas of opportunities for enhanced nutrition programming and assessing areas of further research to strengthen policy advocacy messages.

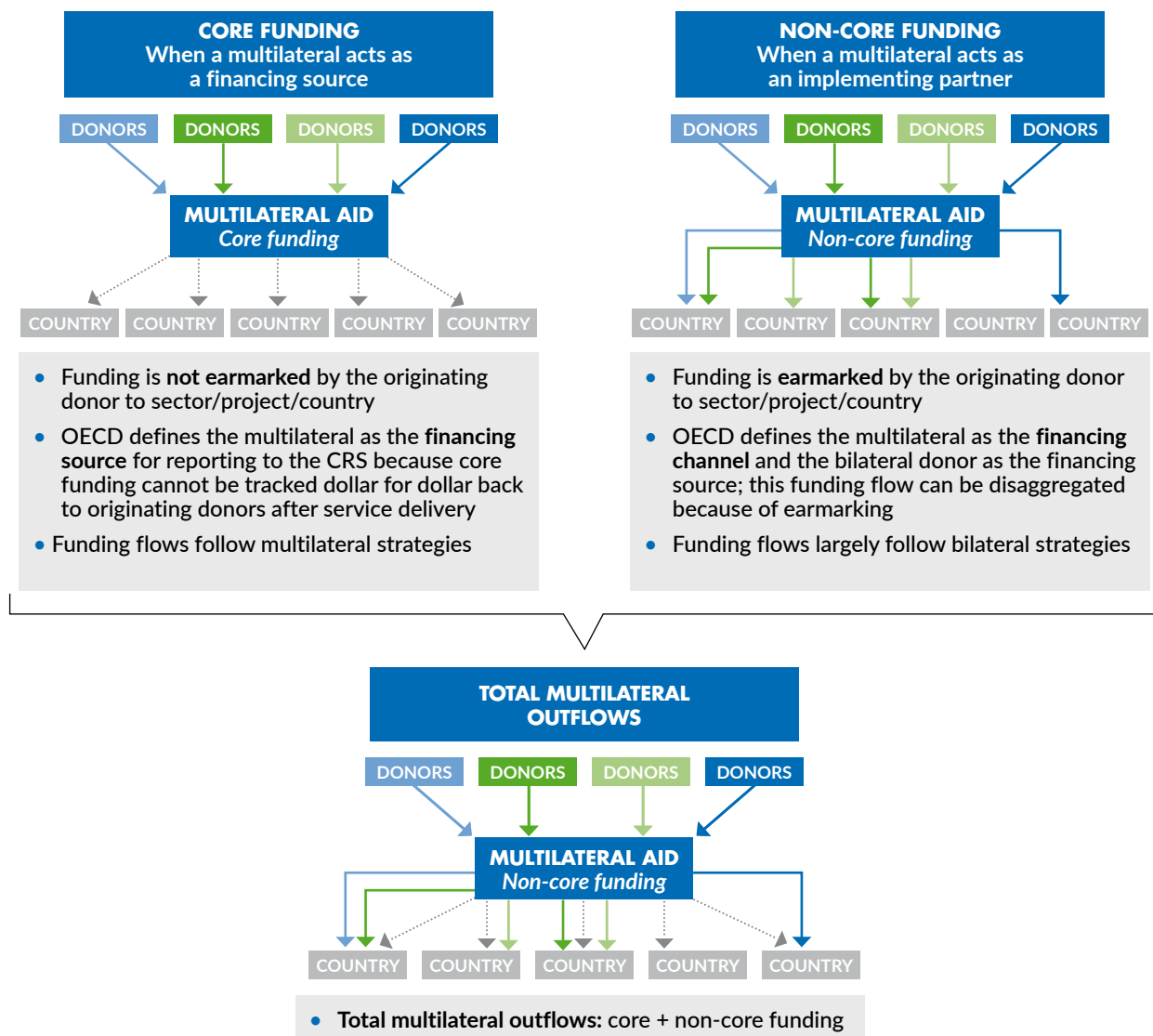
2. THE IMPORTANCE OF MULTILATERAL PARTNERSHIPS WITHIN DEVELOPMENT

OVERVIEW OF MULTILATERAL AID

Multilateral organizations play an essential role in achieving the SDGs in their capacity as either financing source or implementing partner. Core funding from multilateral organizations has increased over time, as has funding that pass through multilaterals to implement programs [11]. Across all development aid, over 60 percent of total multilateral funding flows through the EU, the World Bank, and United Nations (UN) funds and programs [11].

Multilateral organizations can serve either as a financing source or as an implementing partner (when funding is channeled through them to implement services). In resource tracking, to avoid double counting, multilateral funding flows are defined as either core or non-core funding, as illustrated in Figure 3.

FIGURE 3
DISTINCTION BETWEEN CORE AND NON-CORE FUNDING FLOWS BY MULTILATERAL ORGANIZATIONS



Core funding is made up of non-earmarked funding from multiple donor sources to support multilateral core initiatives. In this case, the multilateral behaves as a financing source because it decides how the funding will be used to support its strategic objectives (by sector/project/country). The majority of EU and World Bank outflows are from core budgets [11].

Non-core funding represents earmarked funding from donors that is channeled through a multilateral to implement/deliver a defined project or service in a given country. In this case, the original donor is the financing source because they decide how the funding will be used (by sector/project/country) and the multilateral implements the services. Most outflows from UN institutions, such as UNICEF or WFP, are non-core funding [11].

It is important for CSOs and advocacy organizations to understand the distinction between core and non-core budgets to develop clear policy recommendations for multilateral organizations. For example, for multilateral organizations that have large non-core funding flows (where bilateral donors earmark funding for thematic programs), civil society and advocates may have to simultaneously develop donor-specific messages in addition to multilateral-specific recommendations.

.....
CONSIDERATIONS FOR THE POSITION OF MULTILATERAL ORGANIZATIONS IN SUPPORT OF THE SDG AGENDA

While multilateral organizations are important contributors in the fight against undernutrition (financial and implementation), debates about the merit of multilateral aid over bilateral aid continue. On one hand multilateral aid is considered less politicized and more efficient than bilateral aid [11, 13]. Additionally, multilateral organizations have the potential to make each dollar invested more effective, compared to bilateral donors, by pooling resources into core funding, which leads to the delivery of less fragmented services, less transaction costs, and more predictable funding channels. On the other hand, critics have argued against the high transaction costs associated with multilateral channels. Table 1 summarizes the main arguments for both sides according to leading reports on the issue.

TABLE 1
SELECT REPORTS THAT HIGHLIGHT REASONS WHY MULTILATERAL ORGANIZATIONS ARE UNIQUELY POSITIONED TO SUPPORT THE SDG AGENDA

REASONS WHY MULTILATERAL ORGANIZATIONS CAN BE SEEN AS UNIQUELY POSITIONED TO SUPPORT THE SDG AGENDA	ARGUMENTS AGAINST MULTILATERAL ORGANIZATIONS' POSITION TO SUPPORT SDG AGENDA
<p>Multilateral organizations are:</p> <ul style="list-style-type: none"> • Politically neutral conveners of global partnerships • Vehicles for upstream pooling of resources • Facilitators for multi-stakeholder cross-border operations • Setters of global standards and norms • Bilateral channels are more politicized than multilateral channels • Multilateral channels are better suppliers of global public goods • Multilateral channels are more efficient than bilateral channels • Multilateral channels are less fragmented than bilateral channels 	<ul style="list-style-type: none"> • No empirical consensus on the relative effectiveness of bilateral versus multilateral aid. • Multilateral channels have higher transactions costs. • Multilateral channels can be captured by bilateral agendas ("bilateralization" of multilateral aid), especially through non-core funding. • Processes for resource allocation decisions are found to be inflexible to account for or meet country needs.
<p><i>Major sources:</i> Multilateral Aid 2015: Better Partnerships for a Post-2015 World, (OECD, 2015) Bilateral versus multilateral aid channels: Strategic choices for donors, (ODI, 2016)</p>	<p><i>Major sources:</i> Effectiveness of Bilateral and Multilateral Aid on Development Outcomes, (Biscaye et al., 2016) Resource allocation processes at multilateral organizations working in global health, (Chi and Bump, 2017)</p>

3. APPROACH AND OUTLINE

The purpose of this report is to document multilateral strategies for nutrition across sectors and to understand the amount of multilateral aid in support of the WHA global nutrition targets. This includes an assessment of strategy documents with reference to how each endorses a multi-sectoral approach to nutrition and includes a focus on the WHA targets, as well as an assessment of funding flows across sectors and to recipients to assess organizational priorities.

This analysis is meant to provide background for civil society and advocates who are looking for opportunities to fill the nutrition funding gap and are developing multi-sectoral nutrition advocacy strategies. In exploring how the WHA targets are described and prioritized among sector strategies, this paper aims to help civil society and advocates identify target areas of opportunities for increased nutrition funding and enhanced nutrition programming, as well as to assess areas of further research to strengthen policy advocacy messages and improve programmatic efficiencies among sectors in order to tackle malnutrition and reach the most vulnerable. The compilation of data on nutrition disbursements by multilaterals and funding flows is meant to provide information on the nutrition-specific landscape for these messages to feed into.

Specifically, this report looks at four case studies: The International Development Association (IDA) of the World Bank Group, the European Union (EU), UNICEF, and the World Food Programme (WFP). As mentioned above, over 60 percent of all development assistance flows through the EU, the World Bank, and United Nations (UN) funds and programs [11]. In addition to their role as donors, these four multilaterals have leading positions in nutrition research, are advocates for scaling up certain types of nutrition interventions and are influencers of the global nutrition agenda. All four multilaterals are members of the Scaling Up Nutrition (SUN) movement; the World Bank and the EU are part of the SUN donor network and UNICEF and WFP are part of the UN network.

Research for this paper is guided by two principal questions:

1
How much are multilateral organizations investing in nutrition-specific interventions in support of WHA targets?

2
Are multilateral organizations endorsing a multi-sectoral approach via their sectoral strategies?

Our approach to answering the two research questions includes both qualitative and quantitative methods.

The research was organized in three steps.

- 1 Document compilation for each multilateral organization:** The latest nutrition strategy; sector strategies for education, health, water, sanitation and hygiene (WASH), social protection, and agriculture; and country strategies for the top three recipients of aid based on 2016 gross disbursements were compiled per multilateral donor.
- 2 Review and analysis using a structured data collection tool:** Information from the strategy documents were pulled and analyzed using an adapted data collection template provided by Action Against Hunger (ACF).
- 3 Quantitative analysis of multilateral disbursements to assess priority areas:** The OECD-DAC Creditor Reporting System (CRS) was used to investigate total multilateral disbursements in 2016 by sector. A separate analysis by Results for Development (R4D) was referenced to gather data on total multilateral disbursements in support of the WHA targets for nutrition made in 2015 [12].

R4D was commissioned by ACF to conduct this research and develop this technical report. A separate advocacy brief for multilateral organizations will be developed by ACF based on the findings from this report. In this report, findings from the two research questions are presented in two parts.



01/ UNDERSTANDING MULTILATERAL AID IN SUPPORT OF NUTRITION-SPECIFIC INTERVENTIONS TOWARDS THE WHA TARGETS

This section presents information on multilateral disbursements to nutrition-specific interventions. First, a time series of disbursements to the purpose code 'basic nutrition' is presented. Next, the findings from a recent analysis by Results for Development that tracked donor disbursements by WHA nutrition target is summarized for multilaterals, mainly showing core disbursements to nutrition-specific investments [12]. This section ends with a discussion on limitations and next steps to track nutrition-sensitive disbursements, which, ultimately, are critical to include in order to capture the full nutrition financing landscape.

NOTE TO READERS: Due to rounding, disaggregated numbers presented within this section may not sum to exact total amounts shown, including Figures.

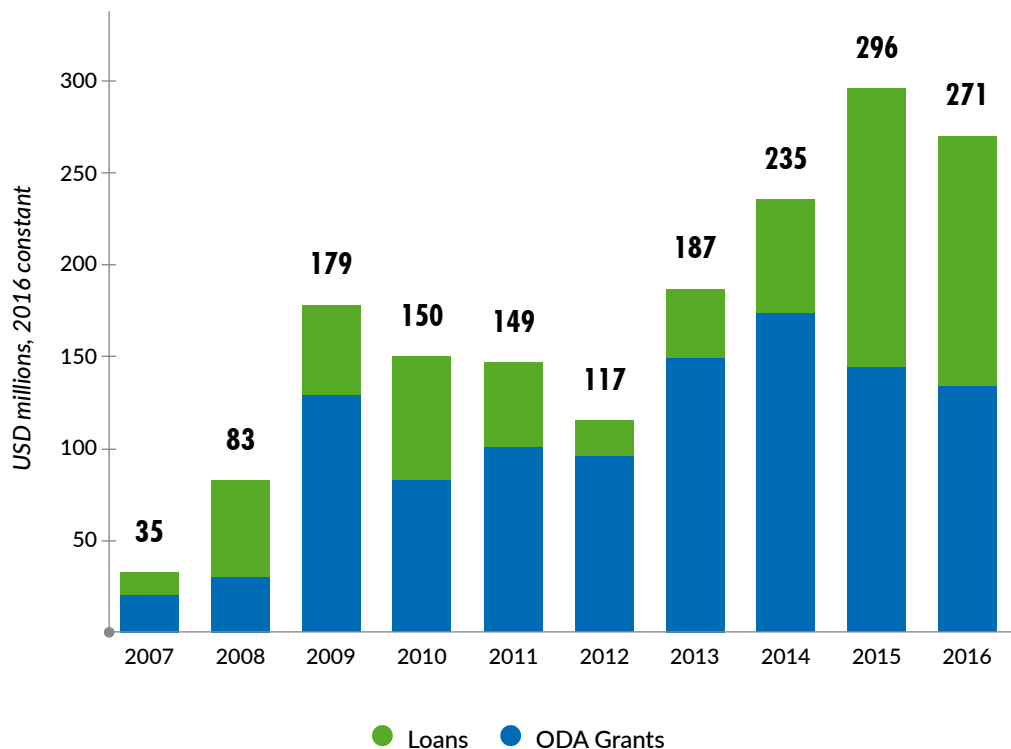
1. SUMMARY OF FINDINGS

- Multilateral core disbursements to basic nutrition have increased over time between 2007 and 2016, where in recent years the increase has mostly been driven by loans to recipient countries rather than grants.
- In total, multilaterals disbursed \$384 million in core funding to nutrition-specific interventions in support of the WHA targets in 2015 [12]. In addition, \$291 million was channeled through other donors (bilateral and private) to multilaterals through non-core funding in 2015; most went through UNICEF, followed by WFP. [12]
- Of multilateral core funding to nutrition-specific, most was spent on above service delivery (\$158 million), followed by the stunting and wasting targets (\$151 million and \$71 million, respectively). [12]
- While nutrition-sensitive contributions are critical to achieve the targets, there are limitations to tracking these disbursements today and they are not shown here; instating a policy marker for nutrition in the OECD CRS can help improve data.

2. MULTILATERAL CORE FUNDING SPENT ON BASIC NUTRITION OVER TIME

Since 2007, multilateral aid to basic nutrition has been increasing.² As shown in Figure 4 multilateral aid to basic nutrition increased from \$35 million in 2007 to \$271 million in 2016. Most recently though, spending on basic nutrition by multilaterals decreased by \$25 million between 2015 and 2016. The type of aid provided has also changed since 2013—the proportion of loans to basic nutrition has increased over the years (especially since 2013) as compared with Official Development Assistance (ODA) grants which has not.

FIGURE 4
TRENDS IN MULTILATERAL CORE SPENDING ON BASIC NUTRITION BETWEEN 2007 AND 2016



Loans include 'ODA loans' as well as 'Other Official Flows' as reported by the CRS. ODA loans are concessional, with a grant element of at least 25%. Other Official Flows (non-export credit) represent loans that either have a grant element of less than 25% or do not qualify as ODA because they are not primarily targeted to development (though for basic nutrition, shown in Figure 4, this is not likely to be the case). 'Other Official Flows' often come from Development Banks (e.g., IBRD). For analysis and interpretation, we recommend considering these two categories together as loans needed to be repaid by the recipient.

2 - This section uses the Creditor Reporting System (CRS)'s basic nutrition purpose code (core disbursements only).

3. MULTILATERAL CORE FUNDING SPENT ON NUTRITION-SPECIFIC INTERVENTIONS TOWARDS THE WHA TARGETS IN 2015

An analysis by Results for Development tracked donor disbursements to a package of nutrition-specific interventions in support of the WHA targets for nutrition.³ According to that analysis, donors disbursed \$1.1 billion to nutrition-specific interventions in 2015 in support of the WHA nutrition targets [12]. Within this total funding envelope, multilateral organizations contributed \$384 million via core funding channels.

Figure 5 illustrates how multilateral core funding disbursements were channeled through partners and then to the nutrition interventions being implemented [12]. Disbursements are shown as funding flows colored by the type of organization through which funds are channeled, including: public sector (\$171 million), UN Institutions (\$79 million), NGOs (\$73 million), International Financial Institutions (IFIs; \$4 million), universities/research institutes (\$1 million), other multilaterals (\$0.7 million), and other/unspecified (\$54 million). For example, all funding by multilateral core funds channeled to the public sector are illustrated by the green flow (total \$171 million). Finally, on the right-hand side of the figure, flows are disaggregated by intervention type as estimated by the analysis which used the Global Investment Framework for Nutrition package of interventions as reference [12].⁴

Nearly all funding from IFIs (dark blue node; \$163 million) was disbursed to countries through public sector channels, as would be expected from development banks whose main partnerships are with governments. For a donor like the EU, nearly all partnerships were through disbursements with NGOs and UN Institutions.



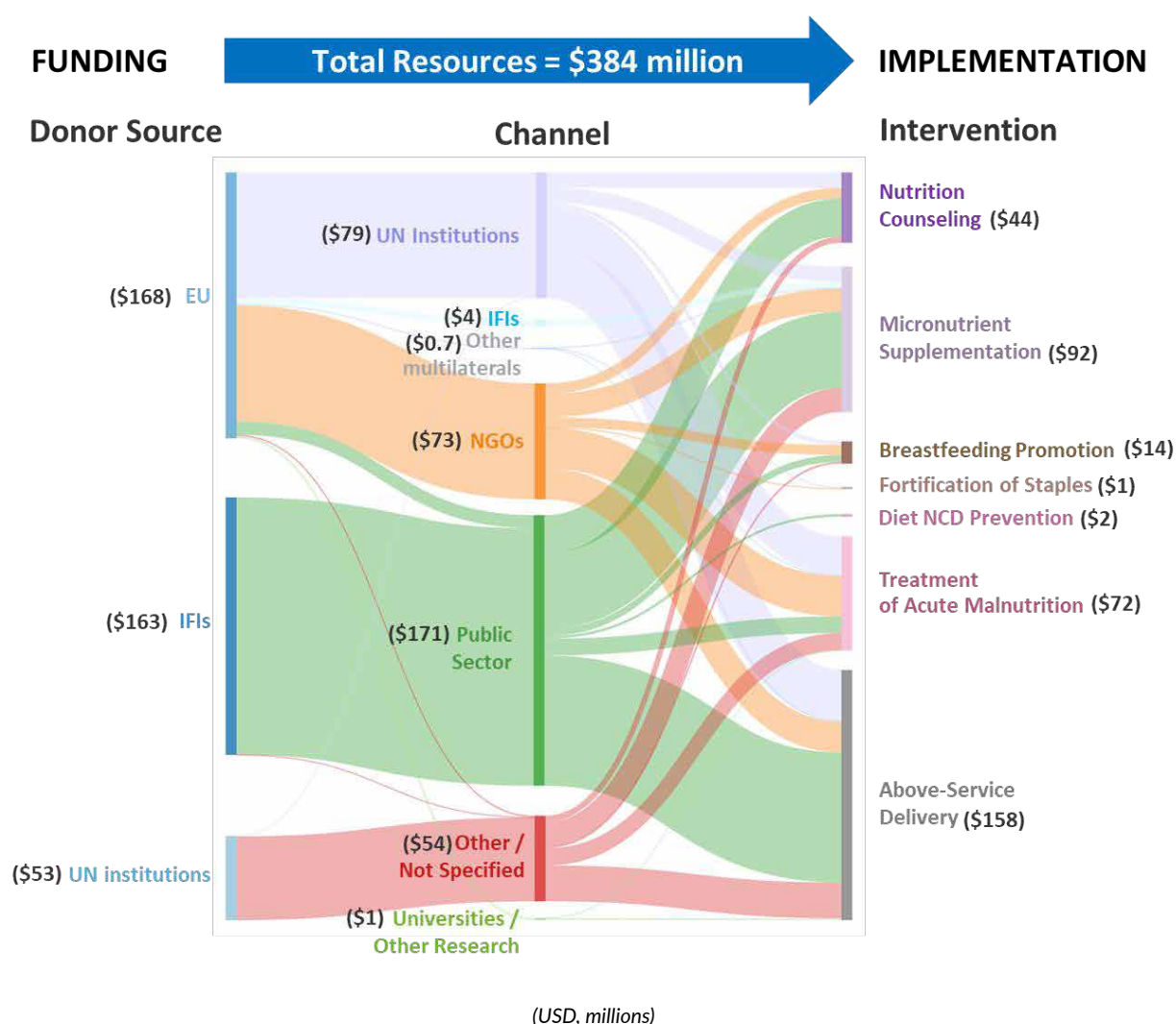
© Action Against Hunger - Chad

3 - Methodology uses data from the Creditor Reporting System (CRS) to the OECD and includes an assessment of nutrition-specific disbursements across purpose codes, thus goes beyond what the basic nutrition purpose code can track. Please refer to the report for more information. The nutrition-specific intervention package was defined based on Shekar et al., 2017.

4 - This does not include investments in nutrition-sensitive programs across sectors or prevention of acute malnutrition programs because there is currently no systematic way to track and monitor these investments in the CRS. This analysis also does not intend to assess how much nutrition-sensitive funding will be needed to achieve the global nutrition targets.

In terms of data gaps seen, when looking at disbursements by UN Institutions, no transactions have channel name reported (other/not specified), which highlights some reporting issues using CRS data. Not having this information restricts our understanding of how funds are utilized.

FIGURE 5
CORE FUNDING CHANNEL MAP ILLUSTRATING 2015 NUTRITION-SPECIFIC DISBURSEMENT FLOWS FROM MULTILATERAL DONORS CHanneled THROUGH PARTNERS AND TO THE ACTIVITY IMPLEMENTED

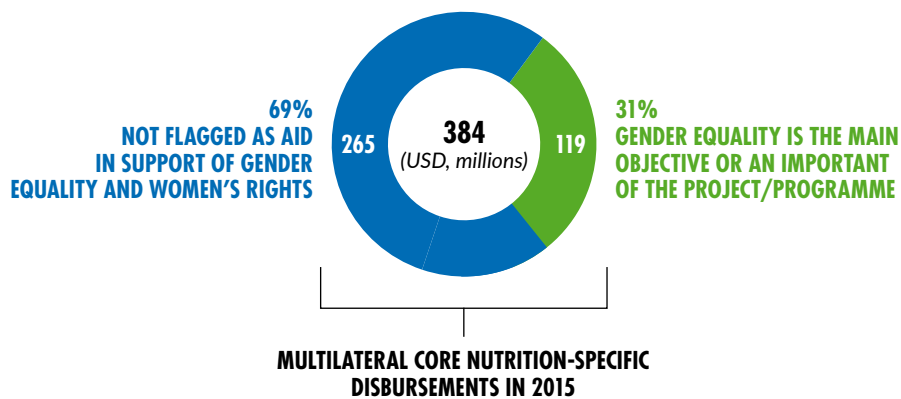


Note: color corresponds to the channel through which funding flows; thickness of the lines is proportional to WHA-aligned disbursements in 2015. Due to rounding, disaggregated numbers presented within this figure may not sum exactly to \$384 million (e.g., when summing by source, channel, or intervention). European Union (EU) Institutions and the World Bank are defined as multilateral donors by the CRS. Above-service delivery includes: coordination, governance & advocacy for nutrition, capacity building for nutrition, and research & data. IFIs=international financial institutions; NGOs=non-governmental organizations; NCD=non-communicable diseases.



Additionally, we are able to monitor disbursements that have a focus on improving gender equality through the DAC policy marker. Figure 6 shows that of the total \$384 million disbursed by multilaterals to nutrition-specific interventions via core funding, 31% was tagged with the gender equality marker—meaning gender equality is the main or an important objective of the project/programme—whereas 69% was not.

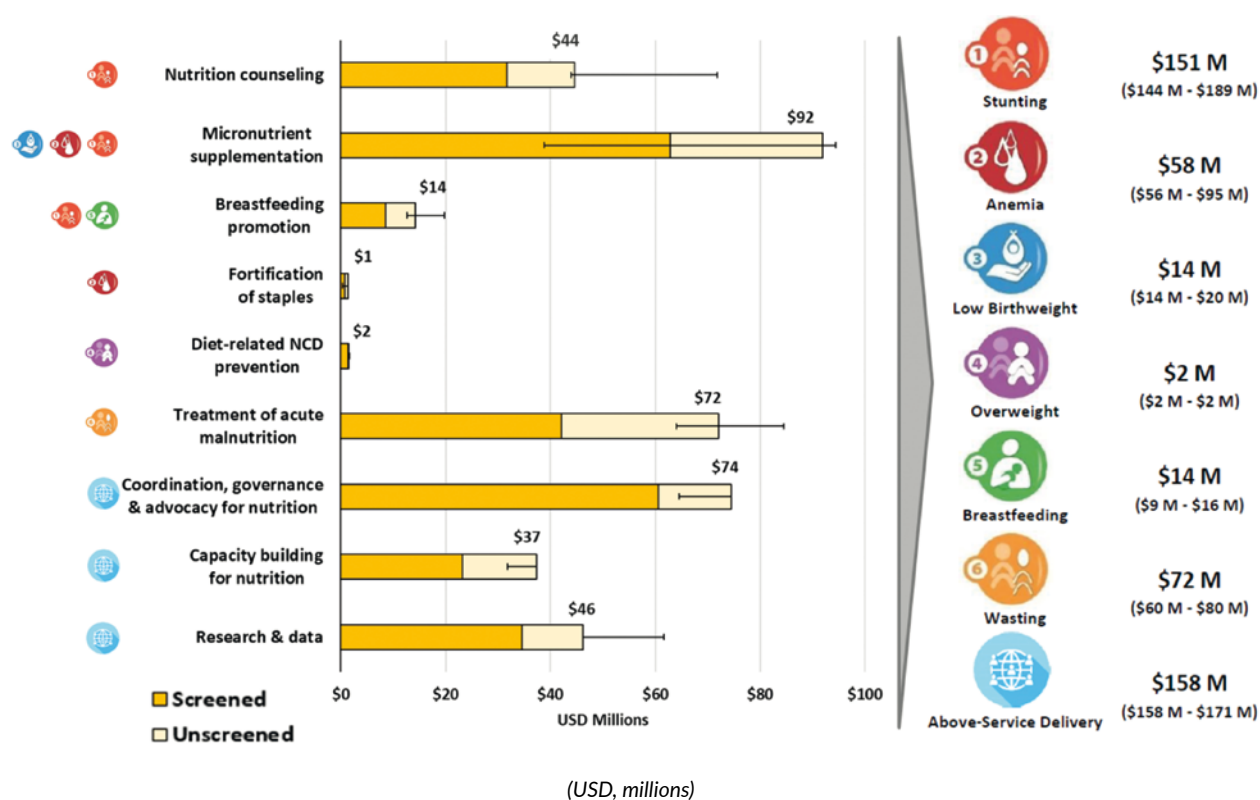
FIGURE 6
MULTILATERAL CORE FUNDING TO NUTRITION-SPECIFIC INTERVENTIONS IN 2015, BROKEN DOWN BY DISBURSEMENTS TAGGED WITH THE DAC GENDER EQUALITY POLICY MARKER AND THOSE NOT TAGGED



Data source: Extracted from R4D (2018) based on OECD.Stat

Figure 7 reports an estimated breakdown of how multilateral core funding was disbursed by nutrition-specific intervention and WHA target in 2015. Most funding went towards above-service delivery investments (\$158 million), which includes support to scale-up all nutrition programs—including coordination, governance and advocacy for nutrition, capacity building, and research and data. Among the WHA targets the stunting target received the highest level of funding (\$151 million) followed by wasting (\$72 million). These estimates should be interpreted with caution as they represent multilateral core contributions only, showing just part of the total financing landscape for nutrition. Also, a range of possible estimates are shown based on the assumptions in the analysis.⁵

FIGURE 7
MULTILATERAL CORE FUNDING TO NUTRITION-SPECIFIC INTERVENTIONS AND THE WHA NUTRITION TARGETS IN 2015



Data source: R4D (2018) based on OECD.Stat

Analysis of intervention spending using data from the CRS requires assumptions, as documented in R4D (2018). For each intervention, the best estimate of the disbursement is presented, along with the broader range of disbursement that are also possible (shown by the extended line on each stacked bar). Screened=transactions reviewed in R4D methodology; Unscreened=estimated based on screened transactions and assumptions [12].

The analysis also provides a breakdown of multilateral disbursements to the WHA targets in 2015 by income group and region of the recipient country. As shown in Figure 8, low income countries received 44 percent of core multilateral disbursements to WHA nutrition targets compared to 39 percent to lower-middle income countries and 17 percent to upper-middle income countries. Multilateral organizations disbursed \$172 million in core funding to Sub-Saharan Africa, representing nearly 45 percent of core multilateral disbursements to the WHA nutrition targets. Figure 9 shows the top recipient countries, which received 59% of all multilateral disbursements to the WHA nutrition targets in 2015.

5 - Intervention and target level information is not available through the CRS and thus requires approximation. Please refer to the report for details on the methodology and a description of these assumptions [12].

FIGURE 8
MULTILATERAL CORE DISBURSEMENTS TO NUTRITION-SPECIFIC INTERVENTIONS IN SUPPORT OF THE WHA NUTRITION TARGETS BY RECIPIENT INCOME GROUP AND REGION IN 2015

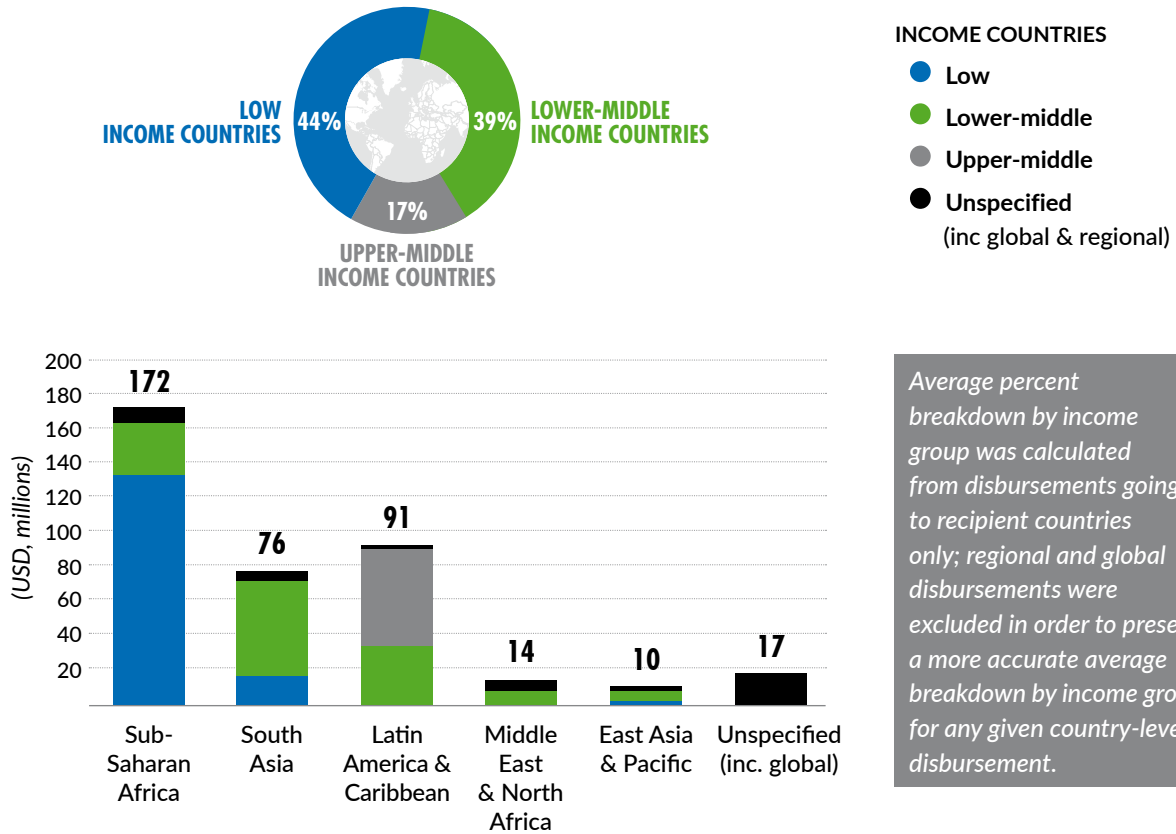
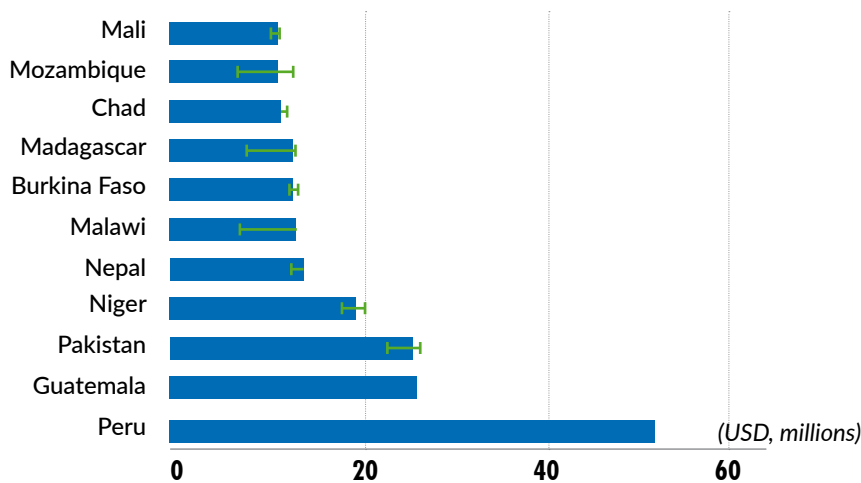


FIGURE 9
TOP 10 RECIPIENT COUNTRIES OF MULTILATERAL CORE FUNDING RECEIVING NUTRITION-SPECIFIC AID TOWARDS THE WHA TARGETS IN 2015



Top 10 countries of 121 recipient countries receiving nutrition aid from multilateral core funding for the WHA nutrition targets in 2015. These top 10 countries received 59% of all multilateral disbursements to the WHA nutrition targets in 2015. Contributions to all remaining recipients totaled \$128 M in 2015. Figure excludes bilateral, unspecified and regional disbursements.

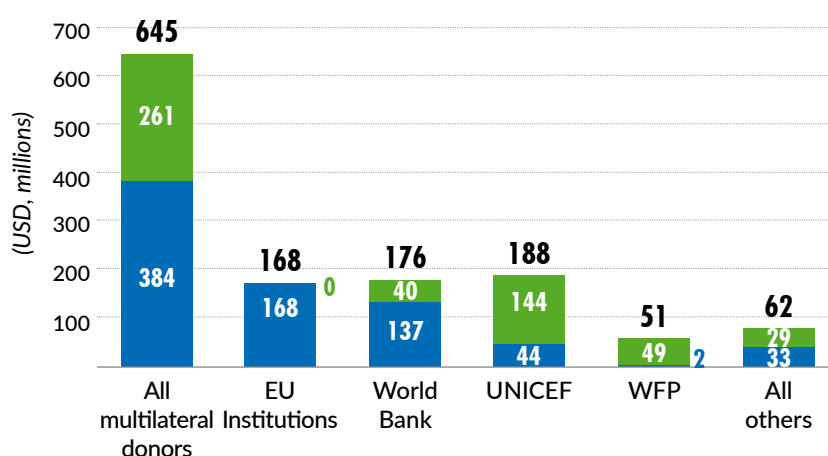
4. TOTAL MULTILATERAL OUTFLOWS SPENT TOWARDS THE WHA TARGETS IN 2015

Data source figure 8 & 9: R4D (2018) based on OECD.Stat

Total multilateral outflows include core disbursements as well as non-core disbursements channeled to multilaterals from donors (See above section “Overview of multilateral aid”). In 2015, \$346 million was channeled through multilateral organizations to implement nutrition services via non-core funding—of this amount, \$261 million originated from bilaterals and private donors (not multilaterals; i.e., not double counted in total outflows) [12]. As shown in Figure 10, together with core disbursements, the total outflow from the multilateral system to support nutrition-specific interventions was \$645 million, meaning about 58% of total aid toward the WHA targets either originated from multilateral core budgets or was channeled to multilaterals to implement services. The majority of funding channeled to multilaterals went to UNICEF, followed by WFP.

As mentioned above, non-core funding channeled through multilaterals is earmarked by program type. Figure 11 shows the top ten donors who channeled funding through multilaterals in 2015, out of the total \$346 million channeled to multilaterals in support of the WHA targets. Note that the EU is included as a top financing source that channels funds through multilaterals (*UN Institutions*, see Figure 5). In this figure, donors are listed in order by disbursements to the WHA targets (yellow). Also shown in the figure are all other disbursements to the basic nutrition code that did not align with the package of interventions in the Global Investment Framework for Nutrition (grey) [2,5].

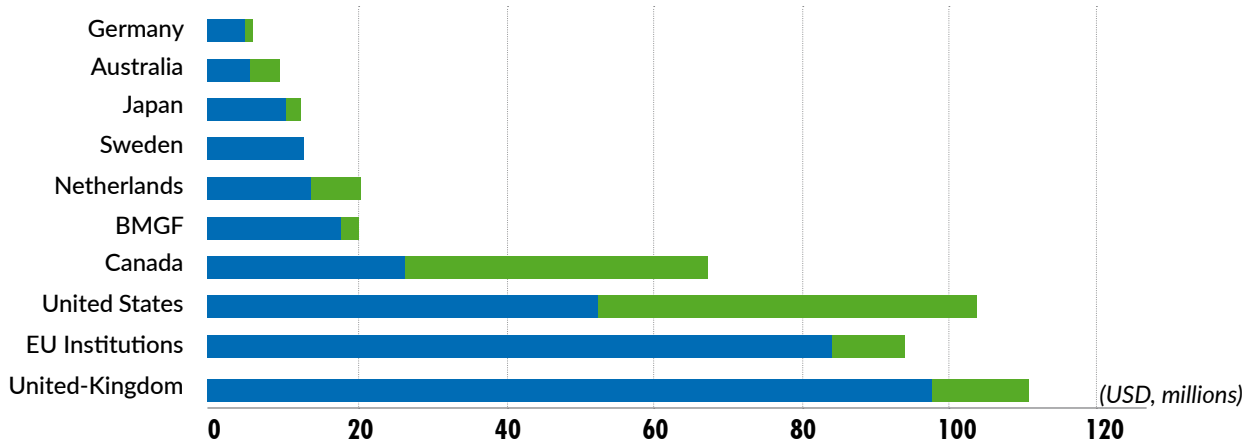
FIGURE 10
TOTAL MULTILATERAL OUTFLOWS TO NUTRITION-SPECIFIC INTERVENTIONS IN SUPPORT OF THE WHA NUTRITION TARGETS IN 2015, BY CORE AND NON-CORE FUNDING CHANNELS AND MULTILATERAL



All instances of double counting were removed from this figure for ease of interpretation (e.g., if EU channeled funding through UNICEF, this disbursement would appear under EU core funding but not under UNICEF non-core funding). As indicated in the Introduction, the majority of EU and World Bank outflows are from core budgets [11]; basic nutrition does not seem to be different in comparison to other thematic areas in this respect.

- Non-core funding (excluding what originates as core funding to avoid double counting)
- Core funding

FIGURE 11
NON-CORE FUNDING – TOP 10 DONORS WHO CHanneled FUNDING THROUGH
MULTILATERAL ORGANIZATIONS EARMARKED FOR BASIC NUTRITION IN 2015



Data source: R4D (2018) based on OECD.Stat



5. LIMITATIONS TO TRACKING NUTRITION-SENSITIVE INVESTMENTS BY MULTILATERALS

Resource tracking is relatively well-established for nutrition-specific investments through use of data from the CRS. While there are limitations to tracking nutrition-specific interventions within the current CRS data⁶, the method referenced above was developed to adjust for data gaps and calculate an estimate of funding flows to the nutrition-specific interventions in support of the WHA targets [12].

However, gaps in the data and tools available limit the ability to track nutrition-sensitive investments globally—and this point is echoed among multilaterals. This limits the nutrition community's ability to monitor progress towards multi-sectoral investments for nutrition.

There is currently no way to systematically identify nutrition-sensitive aid—including across agriculture, education, health, social protection, water supply and hygiene, or any other sector—which is why it is not reported here.

Without a well-defined method to track nutrition-sensitive resources, it is difficult for the nutrition community, including donors and CSOs, to monitor progress towards the recommended multi-sectoral approach for nutrition. Fortunately, the Scaling Up Nutrition (SUN) Donor Network is working with Action Against Hunger and R4D to instate a nutrition policy marker within the CRS to be able to track multi-sectoral nutrition investments. If a nutrition policy marker is added to the CRS, the nutrition community will be better equipped to monitor stakeholder contributions to nutrition across sectors and to assess to what extent multi-sectoral approaches for nutrition are being implemented (Box 2).

BOX 2

ACTIONS TO SUPPORT A NUTRITION POLICY MARKER IN THE CRS

In March 2016, Action Against Hunger submitted a first proposal to the OECD to better track nutrition funding and increase transparency and accountability on nutrition. There was extensive discussion about how best to track nutrition sensitive interventions, as well as specific interventions that are not reported in the basic nutrition code.

After nearly two years of discussion (and two revised proposals), in January 2018, France presented a revised proposal to the OECD to introduce a policy marker for nutrition to the CRS. This follows acceptance by the OECD to revise the basic nutrition purpose code definition to exclude school feeding, which has already begun to be implemented for 2016 data. These changes to the CRS have been endorsed and led by the SUN Donor Network, with the technical support from Action Against hunger.

A nutrition policy marker would enable a way to track nutrition investments across sectors, thus advancing the tools and data available for multi-sectoral nutrition resource tracking. This requires donors to report when a project (aid activity or transaction) is considered relevant to nutrition by scoring them according to the following categories: nutrition is the principle objective of the project, nutrition is important to the project but not the principle objective, or nutrition is not targeted to the policy objective of the project.

At the time of writing, Almost all donors agreed that a policy marker (in addition to the proposed SDG reform when relevant) is the only reliable option to produce accurate data on nutrition spending. In June 2018, DAC donors will have an opportunity to make this a reality.

⁶ - While there are a few reasons, the main one is that the purpose code for basic nutrition, 12240, does not capture nutrition interventions integrated within broader child and reproductive health programs.

6. CONCLUSION

Basic nutrition spending for multilaterals has been increasing since 2008, which is important to note especially when funding for basic nutrition overall has decreased/plateaued across all donors.⁷

In 2015, the four index multilaterals spent a combined USD \$351 million on the WHA nutrition targets from core funding, as defined by the Global Investment Framework for nutrition (91% of total multilateral contributions [12]).⁸ These disbursements primarily come from the EU (48%) and the World Bank (15% IBRD; 24% IDA), followed by UNICEF and WFP (13% and 1%, respectively). Additional funding was channeled by bilateral donors through UNICEF and WFP to implement nutrition-specific interventions through non-core funding: \$144 million was channeled through UNICEF and \$49 million was channeled through WFP, on top of their core funding contributions [12]. Clearly, the EU and World Bank are important sources of funding, and UNICEF and WFP are important implementing partners in the overall landscape.

The analysis presented here begins to unpack the nutrition-specific financing landscape for multilateral organizations, particularly their role as financiers and funding channels. As mentioned above, it is important that civil society actors who advocate for change within multilateral organizations understand the distinction between core and non-core budgets in order to develop clear policy recommendations. It is also important to track priority recipient countries as well as top donors who contribute funding to the multilateral to map partnerships.

While this report summarizes data that are currently available for nutrition-specific interventions, tracking resources for nutrition across sectors is limited by data availability. Disbursements to nutrition are largely not reported by sector, country, or activity level (for example, donor-reported funding estimates to the Global Nutrition Report). The CRS is the best public source of data for donor disbursements, but currently is not set-up to track nutrition funding across sectors (thanks to efforts by Action Against Hunger and the SUN Donor Network, this may change by inclusion of a nutrition policy marker—Box 2). The challenge for the nutrition advocacy community is that it is very difficult, if not impossible, to monitor nutrition funding flows across sectors and compare them with commitments/priorities. This data would strengthen advocacy and planning efforts and allow multilaterals to better track their progress towards nutrition commitments.

Assessment of total sectoral spending by donor could help support multi-sectoral advocacy efforts. Although spending has increased since 2008, total spending to basic nutrition pales in comparison to spending in other sectors such as education and agriculture, which have also increased.⁹ Within each multilateral organization, assessment of total sectoral budgets and spending patterns can help direct advocacy efforts (see Part 2, Figure 14, Figure 16, Figure 18, Figure 19). For example, multilateral organizations may view ramping up nutrition programming within existing priority sectors as most appealing; advocates may want to tailor their strategies based on these existing priorities rather than requesting change within all sectors at once.

7 - Based on transactions in the DAC basic nutrition purpose code 12240

8 - Mainly includes nutrition-specific interventions

9 - Based on total education purpose code which includes secondary and tertiary education



02/ UNDERSTANDING THE NUTRITION STRATEGIES OF MULTILATERAL ORGANIZATIONS

In this section, four multilateral case studies are presented. Each case study provides a brief introduction followed by a summary of findings that highlights the main points from each sub-section:

- 1 the prioritization of the WHA global nutrition targets and nutrition-specific interventions in strategy documents,
- 2 an examination of multi-sectoral approaches with reference to nutrition-sensitive interventions in nutrition strategy and policy documents,
- 3 an exploration of nutrition within strategies across sectors, and
- 4 an investigation of disbursements across sectors.


Following the donor chapters, we present conclusions to part 2.

SUMMARY OF FINDINGS

- The review of nutrition strategies indicates that global WHA nutrition targets feature in the nutrition strategies of multilateral organizations. The WHA global nutrition target that is most frequently referred to in the nutrition strategies is stunting.
- Nutrition-specific interventions that are commonly mentioned in strategies include: essential micronutrient supplementation, treatment of acute malnutrition, promotion of breastfeeding, and infant and young child feeding counseling.
- Nutrition strategies strongly advocate for multi-sectoral, evidence based, nutrition-sensitive approaches—but it is unclear based on strategies alone to what extent this is followed in practice, which nutrition interventions are prioritized, and how sectors plan for, fund, and implement nutrition-sensitive components to their programs. It is important to note, however, that country frameworks documents can provide specifics on intervention prioritization, funding, and details of program components.
- Health, WASH, Education, and Social Protection are sectors that feature in the nutrition strategies of the four multilaterals, whereas Agriculture is mentioned in two of the four strategies.
- There is room to better incorporate nutrition-sensitive programming across sectors and to include discussions on the importance of multi-sectoral approaches to tackling malnutrition in sectoral strategies: some sectors don't include nutrition at all, others don't include nutrition systematically; when nutrition is included, it is without clear indicators and accountability mechanisms.
- On funding, there is no data on resources for nutrition sensitive activities across sectors. The growth rate of spending for nutrition specific interventions has increased notably. However, absolute spending levels are still low compared to other sectors.

FIGURE 12
THE NUMBER OF SECTOR STRATEGIES THAT EXPLICITLY MENTION NUTRITION

A full circle has four parts, each part representing a multilateral.



1. THE WORLD BANK INTERNATIONAL DEVELOPMENT ASSOCIATION

The World Bank has been committed to promoting nutrition for the past 20 years. Since the release of its first Health, Nutrition, and Population (HNP) sector strategy in 1997 [14], the World Bank has endorsed a multi-sectoral approach to improve health and nutrition outcomes. Today the World Bank is committed to a nutrition strategy [16] and an “early years” agenda [17] that emphasize the need for multi-sectoral approaches. Over the years the World Bank has been a major contributor of dialogue on scaling up actions to prevent stunting (while wasting was less emphasized), has led cost estimates of nutrition-specific interventions by generating the Global Investment Framework for Nutrition, and continues to work with governments to plan for and scale up investments in selected nutrition interventions [16].¹⁰

SUMMARY OF FINDINGS

WHA TARGETS	The current strategy displayed online affirms the World Bank’s support of the WHA global nutrition targets. Stunting can be considered their priority based on the frequency it is mentioned in documents. Nutrition-specific interventions such as breastfeeding promotion, infant and young child feeding counseling, and essential micronutrient supplementation are referenced in the online strategy.
MULTI-SECTORAL APPROACH	Review of the online and HNP strategy suggests that the World Bank understands the importance of a multi-sectoral approach to tackling malnutrition. Even though the term ‘multisectorality’ is not explicitly mentioned, the online strategy explains that the underlying causes of undernutrition span sectors. The multi-sectoral approach is also reflected in country partnership frameworks, indicating that multi-sectoral approaches are not only found in macro-level strategy documents but are also seen in country-level documents of the top four recipients of nutrition specific aid from the World Bank [18,19,20,21]. ¹⁰ While a multi-sectoral approach is endorsed, we could not identify an operational framework that conceptually and programmatically links all the sectors and teams within the World Bank.
NUTRITION ACROSS SECTORS	Nutrition features prominently in all the other sector plans except for education.
FUNDING	The World Bank directed \$137 million in core funding to the WHA targets in 2015. Between 2008 and 2016, disbursements to basic nutrition increased from \$20 million to \$154 million, which represents one of the most rapid scale-ups across donors, especially when overall disbursements have plateaued.

¹⁰ - Based on CRS data for 2015 gross disbursements.

.....
PRIORITIZATION OF THE WHA GLOBAL NUTRITION TARGETS AND NUTRITION SPECIFIC INTERVENTIONS

The World Bank’s online nutrition strategy affirms the organization’s support of the WHA global nutrition targets and reports the global costs of achieving those targets through the scale-up of nutrition-specific interventions [16].¹¹ The online nutrition strategy explicitly mentions the context and rationale for stunting, overweight, and obesity reduction. Reducing stunting is an apparent priority, based on the strategy as well as frequent remarks by President Jim Kim on the importance of stunting reduction for health and prosperity [15].

Breastfeeding promotion, infant and young child feeding counseling, and essential micronutrient supplementation are referenced as part of the World Bank’s approach to improving nutrition [16]. These references offer a sense of the types of nutrition-specific interventions the World Bank prioritizes.

There is no explicit mention of nutrition-specific interventions in the HNP strategy. The 2007 HNP strategy does not mention the WHA targets because it predates them. As a high-level strategic document, the HNP strategy is complemented by country frameworks, which provide more information of prioritized nutrition-specific interventions.

.....
MULTI-SECTORAL APPROACHES AND REFERENCES TO NUTRITION-SENSITIVE INTERVENTIONS

The online nutrition strategy page does not refer to or outline a multi-sectoral approach. However, the underlying determinants of malnutrition are presented, indicating the World Bank’s understanding that these underlying causes span across sectors and will need multi-sectoral approaches to combat malnutrition. The “results” page in the online strategy describes how the Peru government’s commitment and multi-sectoral approach (a strategy that was endorsed by the World Bank at country level), along with other interventions, led to a reduction in stunting. The HNP strategy focuses mostly on the importance of multisectorality, strengthening health systems, ensuring long-term country-driven, and country-level support.

Monthly weighing sessions, conditional cash transfers, targeted food security, institutional strengthening, and nutrition education are mentioned as nutrition-sensitive interventions in the online strategy although these are not stated as explicit priorities. Poor sanitation and hygiene are also described as an underlying cause of stunting.

All five sectors (education, health, agriculture, WASH, and social protection) are mentioned in the World Bank’s HNP strategy. Nutrition-sensitive policies related to social protection are mentioned within discussions around the merits of a multi-sectoral approach to improving HNP outcomes and providing financial protection from health shocks.

.....
NUTRITION WITHIN STRATEGIES ACROSS SECTORS

Overall, there is strong reference to nutrition across sectors except for education. There are strong and clear references to nutrition in the World Bank Health, Agriculture [22, 23], and Water Supply, Sanitation and Waste Management strategies [24,25]. These sectors acknowledge that nutrition-sensitive interventions administered in their sectors can address underlying causes of malnutrition. For other sectors such as Water Supply, Sanitation and Waste Management, reduced malnutrition is included as a key performance indicator. However, there is no mention of nutrition in the Education Strategy [27] (Figure 13).

FIGURE 13
IDA SECTOR STRATEGIES THAT EXPLICITLY ENDORSE NUTRITION-SENSITIVE PROGRAMMING



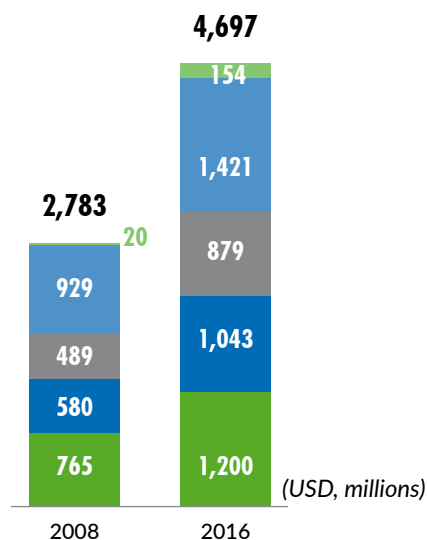
11 - Nutrition sensitive interventions are not included in the analysis.

FUNDING COMMITMENT AND CURRENT LEVEL OF NUTRITION-SPECIFIC FINANCING

Analysis of CRS data shows a steady increase in total commitments and disbursements to basic nutrition since 2008 (Figure 14), although the World Bank’s exact funding commitment to nutrition isn’t included in the HNP or nutrition strategies. Figure 14 shows that World Bank disbursements to basic nutrition increased from \$20 million in 2008 to \$154 million in 2016. However, disbursements to all major sectors also increased in 2016 as compared to 2008. Absolute spending in basic nutrition is still low compared to other sectors.

Based on analysis by R4D, in 2015 the World Bank spent \$137 million on the WHA targets (Figure 10) [12].¹² We find that 77 percent of country-level WHA disbursements from the World Bank went to the 37 highest stunting burden countries as defined in the Global Investment Framework for Nutrition [12]. According to strategy documents [14,16], the World Bank’s focus areas for nutrition spending are low income countries and lower-middle income countries, particularly in Sub-Saharan Africa and South Asia. This policy is reflected in practice. Based on analysis on nutrition-specific disbursements, the top three recipients who received WHA targeted nutrition funding from IDA in 2015 were Nepal, Malawi, and Madagascar, countries suffering from high levels of stunting [12].

FIGURE 14
WORLD BANK (IDA AND IBRD)
DISBURSEMENTS BY SECTOR IN CONSTANT
2015 DOLLARS



-  Basic nutrition
-  Education
-  Health
-  Water supply and sanitation
-  Agriculture



12 - The DAC Codes presented are basic nutrition 12240, total health 120, total education 110, water supply and sanitation 140, agriculture 311.

2. EUROPEAN UNION

In the past decade the European Union (EU) has played a major role in tackling hunger and malnutrition. In 2008 the EU established a \$1 billion Food Facility Fund of which 34 percent of supported projects specifically addressed nutrition and safety net measures [28]. The EU has been committed to tackling “undernutrition” from both the development and humanitarian perspectives. The EU’s nutrition strategy under the department of Directorate-General for International Cooperation and Development (DEVCO) targets three strategic priorities that include mobilizing stronger political commitment for nutrition, increasing the frequency and scale of nutrition interventions at country level, and investing in applied research [29]. The EU’s emergency response work for nutrition falls under the European Civil Protection and Humanitarian Aid Operations (ECHO) [30]. At their core, both DEVCO and ECHO nutrition policies (Action Plan on Nutrition DEVCO and Addressing Undernutrition in Emergencies ECHO) embrace a multisector approach to tackling undernutrition.¹³

It is important to note the unique case of the EU given the dual nature of this institution. While the EU is a member of the DAC as are 19 of its member states, it is also a donor in its own right, with its own resources [11]. The resources underpinning the EU’s development efforts are determined through the EU budget process in accordance with the EU Treaty [11]. As with other authors and researchers, we treat the EU as a multilateral organization for statistical and analytical purposes.

SUMMARY OF FINDINGS¹⁴

WHA TARGETS	In principal, the EU’s combined nutrition strategies are aligned with the WHA targets for stunting and wasting. However, progress reports show that DEVCO tends to prioritize stunting while ECHO focuses mostly on wasting. Examples of nutrition-specific priorities for DEVCO include the promotion of breastfeeding and other behavior changes, provision of essential micronutrients such as iron, and support of activities such as deworming and supplementary and therapeutic feeding (like treatment of severely malnourished children). The specific ECHO nutrition strategy does not explicitly mention the WHA targets.
MULTI-SECTORAL APPROACH	The DEVCO strategy recognizes the role that all sectors play in tackling undernutrition, and specifically goes into depth on the role of WASH, agriculture, health, education, and social protection within the strategy. ECHO’s programmatic approach to tackling nutrition in emergencies recognizes the role of health, food aid, and WASH - and specific interventions are highlighted. The term ‘multi-sectoral’ is used often in both ECHO and DEVCO nutrition strategies.
NUTRITION ACROSS SECTORS	None of DEVCO sectoral strategies in health and food safety, agriculture, social protection, and education and culture explicitly mention nutrition. On the other hand, ECHO’s sectoral policies for food assistance and WASH describe clear linkages with nutrition. This suggests discrepancies between the way nutrition strategies refer to other sectors and how sector strategies refer to nutrition.
FUNDING	Between 2008 and 2016, spending on basic nutrition grew from \$3 million to \$118 million. In 2015, nearly \$168 million was spent on the WHA targets [12].

13 - DEVCO is responsible for the European Union’s (EU) development and thematic policies to reduce poverty, ensure sustainable economic, social and environmental development and to promote democracy, the rule of law, good governance and the respect of human rights, by delivering aid globally. The Commission’s European Civil Protection and Humanitarian Aid Operations (ECHO) department ensures rapid and effective delivery of EU relief assistance through civil protection and humanitarian aid.

14 - Two key nutrition strategies were reviewed for the EU: The Directorate-General for International Cooperation and Development (DEVCO) nutrition strategy and the European Civil Protection and Humanitarian Aid Operations (ECHO) nutrition strategy.

PRIORITIZATION OF THE WHA GLOBAL NUTRITION TARGETS AND NUTRITION SPECIFIC INTERVENTIONS

While the EU’s combined nutrition strategies are aligned with the WHA global nutrition targets for stunting and wasting, there is some evidence to suggest a division of priorities between the DEVCO and ECHO arms. The DEVCO nutrition strategy leans heavily on combatting stunting while ECHO is focused on wasting. For example, the DEVCO nutrition strategy mentions the EU’s political commitment to support partner countries in reducing the number of children under five who are stunted by at least 7 million by 2025 [34]. These priority countries are defined by stunting rates, not wasting. Language in the EU strategy presents wasting in the contexts of emergencies. For example, the strategy recognizes that “the EU should intervene in humanitarian crises when mortality rates or wasting prevalence exceeds critical levels.” Whether the commitment to wasting has been translated to action plans or operational targets has yet to be seen.

Specific to DEVCO, nutrition-specific interventions mentioned in the strategy include the promotion of breastfeeding and other behavior changes, provision of essential micronutrients such as iron, and support of activities such as deworming and supplementary and therapeutic feeding.

The ECHO strategy does not mention the WHA targets but lists its priority of nutrition interventions typically provided in an emergency setting. These include (i) reduce levels of moderate and severe acute undernutrition, and micronutrient deficiencies, to below-emergency rates (ii) prevent significant and life-threatening deterioration of nutritional status by ensuring access by crises-affected populations to adequate, safe and nutritious food, through food and non-food responses depending on the context, (iii) reduce the specific vulnerability of infants and young children in crises through the promotion of appropriate child care, with special emphasis on infant and young child feeding practices, (iv) reduce specific vulnerability of pregnant and lactating women in crises through appropriate maternal nutrition, and (v) address the threats to the nutritional status of people affected by crises from an inadequate public health environment, by securing access to appropriate health care, safe water, sanitation facilities and hygiene inputs [25].

MULTI-SECTORAL APPROACHES AND REFERENCES TO NUTRITION-SENSITIVE INTERVENTIONS

Examples of nutrition-sensitive interventions in the DEVCO strategy are food security (including smallholder agriculture, actions targeting the improvement of rural livelihoods and social transfers), health, social protection, water/sanitation, education, and measures that strengthen the economic power of households and women such as safeguarding their ability to care for young children. Nutrition-sensitive actions are discussed under DEVCO’s Strategic Priority 2: Scale up actions at country level.

The role of health, food aid and WASH is recognized in ECHO strategy and specific nutrition-sensitive interventions are highlighted such as water supply interventions, sanitation, and hygiene promotion, treatment and care of HIV, livelihood support and home-based care, and targeted food support. However, social protection does not explicitly feature in the ECHO nutrition strategy.

In both the DEVCO and ECHO strategies, multi-sectoral approaches are frequently referenced and like the World Bank, the EU’s endorsement of the multi-sectoral approach is also reflected in country program documents [31,32,33]. This suggests that multi-sectoral approaches are somewhat applied at the country level.

NUTRITION WITHIN STRATEGIES ACROSS SECTORS

Upon review of DEVCO sectoral strategies in health and food safety [34], agriculture [35], social protection [36], and education and culture [37], none of the major sectors specifically mention nutrition [57]. Although it could be argued that the DEVCO’s Social Protection strategy– which includes programming around social protection systems, social exclusion and better jobs–could likely impact nutrition outcomes, the linkages aren’t made explicit in the strategy and the related interventions were not developed with nutrition in mind. Similarly, DEVCO’s Health and Food Safety strategy recognizes that poor nutrition is among the factors linked to chronic disease, but beyond that the document does not discuss nutrition.

On the other hand, ECHO’s sectoral policies for food assistance [38] and WASH [39] describe clear linkages with nutrition. Prevention of undernutrition is a specific objective of the EU’s humanitarian food assistance and is key to guiding its programming. The EU is the biggest donor to the humanitarian WASH response allocating around EUR 200 million annually from its budget [39].

FIGURE 15
EU DEVCO SECTOR STRATEGIES THAT EXPLICITLY ENDORSE NUTRITION-SENSITIVE PROGRAMMING



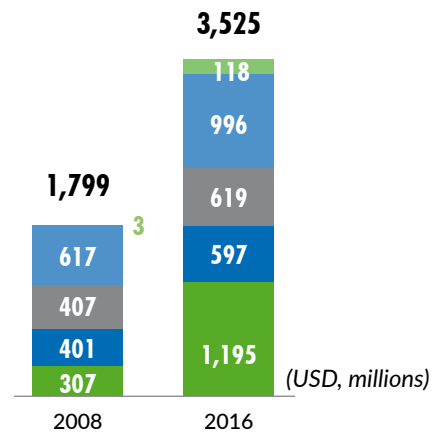
FUNDING COMMITMENT AND CURRENT LEVEL OF NUTRITION-SPECIFIC FINANCING

According to the second progress report, total EU commitments to nutrition-specific and nutrition-sensitive activities declined marginally from 2013 (EUR 466.21 million) to 2014 (EUR 454.57 million) but rebounded in 2015 (EUR 546.6) [40]. The increase seen in 2015 was driven mainly by a 26 percent growth in DEVCO commitments from 2014 to 2015 as compared to a 5 percent increase in ECHO commitments in the same period [40]. The same report shows that DEVCO remains primarily a nutrition-sensitive donor with 78 percent of EUR 594.2 million commitments allocated to agriculture, food security, and food systems, the proportion of investments in nutrition.

Analysis conducted by R4D using the OECD CRS database shows that in 2015, the EU spent \$168 million on WHA targets (Figure 10) [12]. Although the DEVCO strategy does not mention a geographic focus, the analysis shows that fifty eight percent of country-level WHA disbursements went to the 37 highest stunting burden countries [12].

Analysis of trends in sector spending show that education and agriculture are high potential sectors for increased levels of nutrition-sensitive programming. For example, EU spending on agriculture—a sector that does not mention nutrition in its strategy—has grown from \$307 million in 2008 to \$1.19 billion in 2016 (see Figure 16).¹⁵ Over the same period, spending on basic nutrition has grown from \$3 million to \$118 million. While this growth is positive, it should be noted that absolute funds to basic nutrition remains very low compared to other sectors.

FIGURE 16
EU DISBURSEMENTS BY SECTOR IN CONSTANT 2015 DOLLARS



- Basic nutrition
- Education
- Health
- Water supply and sanitation
- Agriculture

15 - The DAC Codes presented are basic nutrition 12240, total health 120, total education 110, water supply and sanitation 140, agriculture 311.

3. UNICEF

For over 70 years, UNICEF has been a major actor in nutrition programming, having worked in over 180 countries and advocated for increased coordination and multi-sectoral approaches to tackling malnutrition [41]. In 1990, UNICEF adopted its first global nutrition strategy which featured what is now a widely used and acknowledged conceptual framework for nutrition that highlights the underlying, intermediate, and direct causes of undernutrition. UNICEF has continued to promote nutrition programming at country level and has been an influential global advocate for scaling up nutrition interventions.

SUMMARY OF FINDINGS

WHA TARGETS	UNICEF has a comprehensive and holistic nutrition strategy that prioritizes the WHA targets, advocates for a multi-sectoral approach to fighting global malnutrition, and clearly outlines the role of nutrition-specific interventions and nutrition-sensitive approaches to fighting malnutrition. The strategy is rooted in the six WHA global nutrition targets. In turn, UNICEF programs are designed around these targets.
MULTI-SECTORAL APPROACH	UNICEF supports a wide range of multi-sectoral interventions and works across sectors—barring agriculture, a sector UNICEF does not operate in but advocates for nutrition-sensitive agriculture interventions and implementation of global standards and guidelines relating to the food industry. UNICEF's most recent programmatic direction in nutrition is guided by the Health and Nutrition Strategy 2006-2015. Like the other multilaterals, UNICEF's country strategies endorse a multi-sectoral approach to tackling undernutrition, indicating efforts to improve intersectoral coordination at country level.
NUTRITION ACROSS SECTORS	UNICEF strategies for Health, WASH, and Social Protection all mention nutrition but lack any inclusion of indicators or accountability mechanisms to monitor whether sectors are implementing nutrition-sensitive programming.
FUNDING	Data show that in 2015, UNICEF spent \$44 million on WHA targets from core budgets, and an additional \$144 million was channeled through UNICEF in support of the WHA targets (Figure 10) [12]. Between 2007 and 2016, disbursements to basic nutrition increased from \$23 million to \$44 million.

PRIORITIZATION OF THE WHA GLOBAL NUTRITION TARGETS AND NUTRITION SPECIFIC INTERVENTIONS

The WHA nutrition targets feature prominently in the nutrition strategy and it is clear that UNICEF is committed to helping achieve the WHA targets. As stated in section 3 of the strategy, UNICEF “endorses and commits to supporting all 6 WHA targets for addressing maternal, infant and child undernutrition [41].” No specific prioritization of targets is provided. Instead, UNICEF aims to alleviate the triple burden of undernutrition, micronutrient deficiencies and overweight and obesity in children by supporting the attainment of all six WHA targets [41].

UNICEF supports and advocates for evidence-based nutrition-specific and nutrition-sensitive approaches. The strategy lays out nearly 30 nutrition-specific interventions (barring growth monitoring and surveillance) that UNICEF supports across the lifecycle. The strategy lists four interventions in key program areas. These include: breastfeeding and complementary feeding; prevention and treatment of severe acute malnutrition, micronutrient fortification and supplementation, nutrition support for those with infectious diseases [41].

MULTI-SECTORAL APPROACHES AND REFERENCES TO NUTRITION-SENSITIVE INTERVENTIONS

The UNICEF strategy includes a strong discussion of nutrition-sensitive policies and interventions. A variety of nutrition-sensitive interventions are listed under health, WASH, social protection, early childhood development (not education), and improved food security [41]. Although UNICEF does not work in agriculture it advocates for nutrition-sensitive agriculture interventions and implementation of global standards and guidelines relating to the food industry.

UNICEF's nutrition-sensitive interventions span the life-cycle and although it is unclear which ones are prioritized, it appears that the bulk of nutrition-sensitive interventions target adolescence and pregnancy including social protection and safety nets targeting vulnerable women and promotion of increased age at marriage and reduced gender discrimination and gender-based violence [41].

NUTRITION WITHIN STRATEGIES ACROSS SECTORS

UNICEF strategies for Health [46], WASH [47], and Social Protection [48] all mention nutrition but lack any inclusion of indicators or accountability mechanisms to monitor whether sectors are implementing nutrition-sensitive programming.¹⁶

FIGURE 17
UNICEF SECTOR STRATEGIES THAT EXPLICITLY ENDORSE NUTRITION-SENSITIVE PROGRAMMING

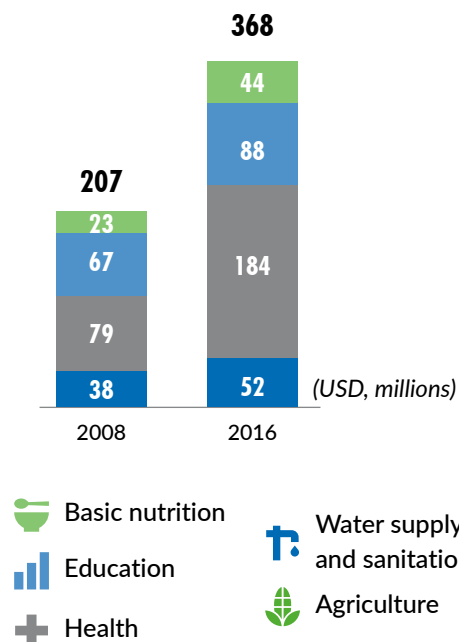


FUNDING COMMITMENT AND CURRENT LEVEL OF NUTRITION-SPECIFIC FINANCING

Data show that in 2015, UNICEF spent \$44 million on WHA targets from core budgets, and an additional \$144 million was channeled through UNICEF in support of the WHA targets (Figure 10) [12]. Although there is no mention of geographic priorities in strategy documents, we find that the top recipients of UNICEF total outflows (both core and non-core) related to the WHA targets in 2015 were Ethiopia, Pakistan, and Yemen [12]. UNICEF is engaged in nutrition programming in 127 countries in all regions, but principally in those with the highest burdens of malnutrition [41]. The UNICEF nutrition strategy does not include a geographic focus or funding commitment to the nutrition sector.

Trends in sector spending show that between 2008 and 2016 disbursements to basic nutrition increased from \$23 million to \$44 million. Health and education are high potential sectors for increased levels of nutrition-sensitive programming. Since 2008, disbursements to health have increased by \$105 million and disbursements to education has increased by \$21 million (see Figure 18).¹⁷ Despite this increase, it is again important to note that absolute levels of disbursement to basic nutrition pales in comparison to sector funding.

FIGURE 18
UNICEF DISBURSEMENTS BY SECTOR IN CONSTANT 2015 DOLLARS



16 - It is important to note that UNICEF's Education Strategy is described in UNICEF's 2014-2017 Strategic Plan - a broad document that includes all sectors. Although nutrition is mentioned as a key programmatic and objective of UNICEF's strategic plan, it is not explicitly mentioned under the education sub-section. Links between education and nutrition are made in other sections of the strategic plan.

17 - The DAC Codes presented are basic nutrition 12240, total health 120, total education 110, water supply and sanitation 140, agriculture 311

4. WORLD FOOD PROGRAMME

Since 1962 WFP has been the leading humanitarian organization fighting global hunger and working with communities to improve nutrition [49]. Every year WFP assists 80 million people fight hunger in over 70 countries [49]. WFP's efforts focus on emergency assistance, relief and rehabilitation, and development aid [49]. WFP is also an active contributor to the global nutrition knowledge base. Overall, WFP has a strong nutrition strategy that emphasizes coordination, alignment, and coherence among sectors and donors to tackle the multi-sectoral determinants of child undernutrition. WFP's nutrition strategy reaffirms the organization's commitment to resilience-building and stunting prevention in emergency contexts. Coordinated partnerships with other stakeholders is highlighted as a cornerstone of WFP's engagement in nutrition.

SUMMARY OF FINDINGS

WHA TARGETS	The WHA targets are mentioned and have been used to frame WFP's nutrition policy but are not presented as core tenets. WHA targets mentioned in the policy include stunting, wasting, and micronutrient deficiency.
MULTI-SECTORAL APPROACH	The WFP nutrition strategy strongly advocates for a multi-sectoral approach and emphasizes the importance of nutrition-sensitive interventions and the use of evidence-based nutrition-specific approaches. Specific nutrition-sensitive interventions mentioned include cash-based transfers, school feeding, smallholder-farmer initiatives, and social protection and safety nets.
NUTRITION ACROSS SECTORS	WFP's policy document on social protection describes that food and nutrition insecurity can be combated through cash transfer programs such as conditional transfers, unconditional transfers and public and community works. However, the WHA targets are not mentioned in WFP's social protection policy, neither are nutrition-specific targets, indicators, or financing. WFP's nutrition policy refers to all five sectors, although in varying degree of frequency, in its approach to tackle malnutrition.
FUNDING	Quantitative analysis of 2015 CRS data shows that the WFP spent 65 million USD on the WHA targets. Disbursements to basic nutrition has fallen from \$28 million in 2009 to \$19 million in 2016.

PRIORITIZATION OF THE WHA GLOBAL NUTRITION TARGETS AND NUTRITION SPECIFIC INTERVENTIONS

The WHA global nutrition targets are affirmed in the strategy. The WFP nutrition strategy also mentions SDG Target 2.2, where by 2030 no one is malnourished, and where by 2025 the internationally agreed targets on stunting and wasting in children are met (SDG Target 2.2) [51].

A variety of nutrition interventions are mentioned in the strategy including treatment and prevention of chronic or acute malnutrition [51]. The policy was written with the WHA nutrition goals as a guiding framework and mentions stunting, wasting, and anemia (micronutrient deficiency) explicitly. WFP's efforts in nutrition will remain focused on improving programme quality to deliver results at the country level, promoting national ownership and supporting the interrelated, systematic interventions necessary to end malnutrition.



© Samuel Hauenstein Swan for Action Against Hunger - Sierra Leone

.....
**MULTI-SECTORAL APPROACHES
AND REFERENCES TO
NUTRITION-SENSITIVE INTERVENTIONS**

Nutrition-sensitive approaches are mentioned as essential and WFP acknowledges the importance of multi-partner, multi-sector, and government-led initiatives. WFP will emphasize a preventive approach to malnutrition, focusing on facilitating access to nutritious diets required by vulnerable groups, helping to provide the foundation for sustainable development. Activities designed and implemented with partners include **unconditional resource transfers to support access to food, asset creation and livelihood support, school meals, individual capacity strengthening, institutional capacity strengthening, and emergency preparedness** [50,51].

Given the multi-sector nature of nutrition, WFP acknowledges that coherence in their own policies is paramount to aligning activities and optimizing support to national governments to achieve the SDG targets related to ending malnutrition. The nutrition policy lists **nutrition-sensitive intervention** such as cash-based transfers (CBTs), school feeding, smallholder-farmer initiatives such as Purchase for Progress, asset creation and livelihoods, and **social protection and safety nets** [51]. Analysis of country strategic documents [52,53,54] indicate that the multi-sectoral approach should be incorporated in country-level programming.

.....
**NUTRITION WITHIN STRATEGIES
ACROSS SECTORS**

The WHA targets are not mentioned in WFP's social protection policy, neither are **nutrition-specific targets, indicators, or financing**. Aside from social protection, WFP does not have specific policies for other sectors. The policy document on social protection [55] describes that food and nutrition insecurity can be combated through cash transfer programs such as conditional transfers, unconditional transfers and public and community works. WFP's nutrition policy refers to health and food protection most frequently, followed by education, WASH, and social protection.

**FIGURE 19
WFP SECTOR STRATEGIES THAT EXPLICITLY
ENDORSE NUTRITION-SENSITIVE
PROGRAMMING**

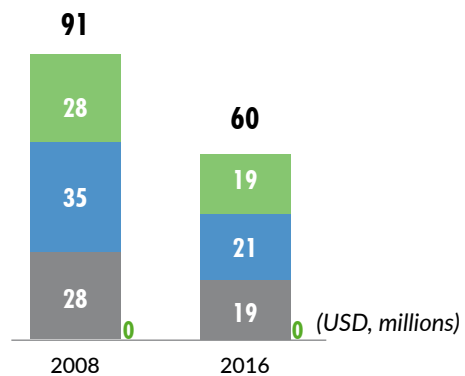


FUNDING COMMITMENT AND
CURRENT LEVEL OF NUTRITION-SPECIFIC
FINANCING

Despite these clear descriptions of activities, targets, and target population, no financial commitment to nutrition is provided in WFP strategy documents.

Quantitative analysis of 2015 CRS data shows that the WFP spent \$2 million on WHA targets from core budgets, and an additional \$51 million was channeled through UNICEF in support of the WHA targets (Figure 10) [12]. Over time total spending to basic nutrition has been falling since 2009 from \$28 million to \$19 million in 2016. It is important to note that starting in 2016, basic nutrition no longer includes school feeding, which may in part explain this decline.

FIGURE 20
WFP DISBURSEMENTS BY SECTOR IN
CONSTANT 2015 DOLLARS



-  Basic nutrition
-  Education
-  Health
-  Water supply and sanitation
-  Agriculture



© Jean-Luc Luysen for Action Against Hunger - Burkina Faso

5. CONCLUSION

Based on the review of nutrition strategies and investigation of how nutrition is integrated within sector strategies across agriculture, education, social protection, and water supply and hygiene of four multilaterals, several themes have emerged.

.....
ASSESSMENT OF NUTRITION STRATEGIES

The global WHA nutrition targets feature in the nutrition strategies of each of the four multilaterals but in general there is no clear indication of prioritization among WHA targets. For example, it is unclear whether multilaterals primarily target malnutrition treatment or prevention interventions or stunting versus wasting, and whether these are included as key performance indicators to monitor progress internally. In general, there are more frequent discussions of stunting over wasting or other WHA targets in nutrition strategies, especially in the reference to the World Bank and the EU's DEVCO. In theory, the presence of WHA nutrition targets in strategy documents indicates that multilaterals are committed to helping achieve the global nutrition targets.

There is room to more clearly operationalize nutrition-sensitive actions across sectors. Although the nutrition strategies of the four multilaterals advocate for multi-sectoral and evidence-based approaches to tackling undernutrition, there is a lack of discussion on how nutrition-sensitive interventions will be operationalized. There is also room to better incorporate nutrition-sensitive programming and include discussions on the importance of multi-sectoral approaches to tackling malnutrition in sector strategies such as education. Core impact level indicators related to nutrition as well as intermediate indicators could be included to better prioritize nutrition within multi-sector strategies.


In general, strategy and policy documents do not detail funding commitment or nutrition. Excluding the EU, strategies largely do not include explicit funding commitments to nutrition-specific or nutrition-sensitive interventions/activities.

REFERENCES

1. UNICEF, WHO, and The World Bank Group. (2017). Joint Child Malnutrition estimates – Levels and trends. Retrieved from: <http://www.who.int/nutgrowthdb/estimates2016/en/>
2. Development Initiatives. (2017). Global Nutrition Report 2017: Nourishing the SDGs. Bristol, UK: Development Initiatives. Retrieved from: https://www.globalnutritionreport.org/files/2017/11/Report_2017.pdf
3. Action Against Hunger. (2017). Implementation of the SDGs at the National Level: How to Advocate for Nutrition-Related Targets and Indicators. Retrieved from: <http://docs.scalingupnutrition.org/wp-content/uploads/2017/06/SDGs-AdvocacyToolkit-En-final.pdf>
4. World Health Organization. (2015). WHA Global Nutrition Targets 2025: Wasting Policy Brief. Retrieved from: http://www.who.int/nutrition/topics/globaltargets_wasting_policybrief.pdf
5. Shekar, M., et al. (2017). Reaching the global target to reduce stunting: an investment framework. Health Policy and Planning, Volume 32, Issue 5, 1 June 2017, Pages 657–668
6. Black R., et al. (2013). Maternal and child undernutrition and overweight in low-income and middle-income countries. Vol 382, No. 9890, p427-451.
7. Kakietek, J., et al. (2017). Unleashing Gains in Economic Productivity with Investments in Nutrition. Washington, DC: World Bank Group. Retrieved from: https://openknowledge.worldbank.org/bitstream/handle/10986/26069/Economic_benefits_WEB.pdf?sequence=10&isAllowed=y
8. Executive Summary of The Lancet Maternal and Child Nutrition Series. (2013). Retrieved from: <http://www.thelancet.com/pb/assets/raw/Lancet/stories/series/nutrition-eng.pdf>
9. Action Contre La Faim International. (2014). Nutrition Security Policy: A common multisectoral understanding and approach to address undernutrition. Retrieved from: https://www.actionagainsthunger.org/sites/default/files/publications/ACF_Nutrition_Security_Policy_Apr2014_EN.pdf
10. UNICEF. (2008). UNICEF Conceptual Framework. Retrieved from UNICEF: <http://www.unicef.org/nutrition/training/2.5/4.html>
11. OECD. (2015). Multilateral aid 2015: Better Partnerships for a post 2015 world. OECD, Paris, France.
12. D’Alimonte, M., Thacher, E., LeMier, R., and Clift, J. (2018). Tracking aid for the WHA nutrition targets: Global spending in 2015 and a roadmap to better data. Washington, DC: Results for Development. Available at: www.r4d.org/trackingWHAtargets
13. Gulrajani, Nilima. (2016). Bilateral versus multilateral aid channels. Overseas Development Institute. London, UK. Retrieved from: <https://www.odi.org/sites/odi.org.uk/files/resource-documents/10393.pdf>
14. World Bank. (2007). Healthy development: the World Bank strategy for health, nutrition, and population results. Washington, DC: World Bank. Retrieved from: <http://documents.worldbank.org/curated/en/102281468140385647/Healthy-Development-the-World-Bank-strategy-for-health-nutrition-population-result>
15. World Bank. (2016). Remarks by World Bank Group President Jim Yong Kim at the Early Childhood Development Event. Retrieved from: <http://www.worldbank.org/en/news/speech/2016/04/14/remarks-world-bank-group-president-jim-yong-kim-early-childhood-development>
16. World Bank. (2017). The World Bank and Nutrition: Strategy. Retrieved from: <http://www.worldbank.org/en/topic/nutrition/overview#2>
17. World Bank. (2016). Snapshot: investing in the early years for growth and productivity (English). Washington, D.C.: World Bank Group. Retrieved from: <http://documents.worldbank.org/curated/en/276471475756836740/Snapshot-investing-in-the-early-years-for-growth-and-productivity>
18. World Bank. (2017). Ethiopia - Country partnership framework for the period FY18 - FY22 (English). Washington, D.C.: World Bank Group. Retrieved from: <http://documents.worldbank.org/curated/en/613041498788104835/Ethiopia-Country-partnership-framework-for-the-period-FY18-FY22>

19. World Bank. (2016). Bangladesh - Country partnership framework for the period FY16-20 (English). Washington, D.C.: World Bank Group. Retrieved from: <http://documents.worldbank.org/curated/en/362231468185032193/Bangladesh-Country-partnership-framework-for-the-period-FY16-20>
20. World Bank. (2015). Indonesia - Country partnership framework for the period FY16 - 20 (English). Washington, D.C.: World Bank Group. Retrieved from: <http://documents.worldbank.org/curated/en/195141467986374707/Indonesia-Country-partnership-framework-for-the-period-FY16-20>
21. World Bank. (2014). Pakistan - Country partnership strategy for the period FY2015-19 (English). Washington DC; World Bank Group. Retrieved from: <http://documents.worldbank.org/curated/en/886791468083329310/Pakistan-Country-partnership-strategy-for-the-period-FY2015-19>
22. Townsend, R. et al. (2015). Ending Poverty and Hunger by 2030. World Bank Group.
23. Townsend, R et al. (2016). Future of Food: Shaping the Global Food System to Deliver Improved Nutrition and Health. World Bank, Washington, DC. Retrieved from: <https://openknowledge.worldbank.org/handle/10986/24104>
24. World Bank. (2017). Sanitation. World Bank. Retrieved from: <http://www.worldbank.org/en/topic/sanitation#2>
25. World Bank. (2011). FY11-15 Business Plan Water and Sanitation Program. World Bank. Retrieved from <http://documents.worldbank.org/curated/en/730201468337240533/pdf/680160WP0Box360Y110150Business0Plan.pdf>
26. World Bank. (2012). Resilience, Equity, and Opportunity. Washington, DC. World Bank. Retrieved from: <https://openknowledge.worldbank.org/handle/10986/12648>
27. World Bank. (2011). Executive Summary Learning for All: Investing in People's Knowledge and Skills to Promote Development. World Bank. Retrieved from: http://siteresources.worldbank.org/EDUCATION/Resources/ESSU/463292-1306181142935/WB_ES_ExecutiveSummary_FINAL.pdf
28. EU. (2017). Food Nutrition security. Retrieved from https://ec.europa.eu/europeaid/sectors/food-and-agriculture/food-and-nutrition-security/nutrition_en
29. EU. (2013). Enhancing Maternal and Child Nutrition in External Assistance: an EU Policy Framework. Retrieved from: http://ec.europa.eu/europeaid/documents/enhancing_maternal-child_nutrition_in_external_assistance_en.pdf
30. EU. (2013). DG ECHO: Thematic Policy Document No 4. Addressing Undernutrition in Emergencies. Retrieved from: http://ec.europa.eu/echo/files/policies/sectoral/nutrition_thematic_policy_document_en.pdf
31. EC. (2014). Programme Indicatif National Pour La Periode 2014-2020 pour la Republique Centrafricaine. Retrieved from: https://ec.europa.eu/europeaid/sites/devco/files/nip-car-fed11-2017_fr.pdf
32. EC. (2017). Country profile on nutrition: Sudan. Retrieved from: https://ec.europa.eu/europeaid/sites/devco/files/2017_country_profile_on_nutrition_-_sudan.pdf
33. EC. (2014). The National Indicative Programme for Chad. Retrieved from: http://ec.europa.eu/europeaid/sites/devco/files/nip-tchad-fed11-2014_fr.pdf
34. EC. (2016). DG Health and Food Safety Strategy Plan 2016-2020. Retrieved from: https://ec.europa.eu/info/sites/info/files/strategic-plan-2016-2020-dg-sante_may2016_en_1.pdf
35. EC. (2016). DG for Agriculture and Rural Development Strategic Plan 2016-2020. Retrieved from: https://ec.europa.eu/info/sites/info/files/strategic-plan-2016-2020-dg-agri_may2016_en.pdf
36. EC. (2016). DG Employment, Social Affairs, and Inclusion Strategic Plan 2016-2020. Retrieved from: https://ec.europa.eu/info/sites/info/files/strategic-plan-2016-2020-dg-empl_march2016_en.pdf
37. EC. (2016). DG Education and Culture Strategic Plan 2016-2020. Retrieved from: https://ec.europa.eu/info/sites/info/files/strategic-plan-2016-2020-dg-eac_march2016_en.pdf
38. EC. (2013). DG ECHO Humanitarian Food Assistance: From Food Aid to Food Assistance. Retrieved from: http://ec.europa.eu/echo/files/policies/food_assistance/them_policy_doc_foodassistance_en.pdf
39. EC. (2014). DG ECHO Water, Sanitation and Hygiene: Meeting the challenge of rapidly increasing humanitarian needs in WASH. Retrieved from: https://ec.europa.eu/echo/files/policies/sectoral/WASH_policy_doc_en.pdf

40. EC. (2017). Second Progress Report on the Commission's Action Plan on Nutrition. Retrieved from: https://ec.europa.eu/europeaid/sites/devco/files/apon_second_rep_aw2.pdf
41. UNICEF. (2015). UNICEF's approach to scaling up nutrition for mothers and their children. Discussion paper. Retrieved from: https://www.unicef.org/nutrition/files/Unicef_Nutrition_Strategy.pdf
42. UN. (2006). UNICEF join health and nutrition strategy for 2006-2015. Retrieved from: https://www.unicef.org/about/execboard/files/06-8_health_and_nutrition_final_ODS.pdf
43. UNICEF. (2012). Country Programme document India 2013-2017. Retrieved from: https://www.unicef.org/about/execboard/files/India-2013-2017-final_approved-English-14Sept2012.pdf
44. UNICEF. (2018). Humanitarian Action for Children: Democratic Republic of Congo. Retrieved from: <https://www.unicef.org/appeals/files/2018-HAC-Democratic-Republic-of-Congo.pdf>
45. UNICEF. (2014). Country Programme document Afghanistan 2015-2019. Retrieved from: https://www.unicef.org/about/execboard/files/2014-PL9-Afghanistan_CPD-Final_approved-EN.pdf
46. UNICEF. (2015). UNICEF's Strategy of Health 2016-2030. Retrieved from: https://www.unicef.org/health/files/UNICEF_Health_Strategy_Final.pdf
47. UNICEF. (2016). Strategy for Water, Sanitation and Hygiene 2016-2030. Retrieved from: https://www.unicef.org/wash/files/UNICEF_Strategy_for_WASH_2016-2030.pdf
48. UNICEF. (2012). Integrating Social Protection Systems: Enhancing equity for children. Retrieved from: [https://www.unicef.org/socialprotection/framework/files/Full_Social_Protection_Strategic_Framework_low_res\(1\).pdf](https://www.unicef.org/socialprotection/framework/files/Full_Social_Protection_Strategic_Framework_low_res(1).pdf)
49. WFP. (2018). World Food Programme Overview. Retrieved from: <http://www1.wfp.org/overview>
50. WFP. (2017). WFP Strategic Plan 2017-2021. Retrieved from: https://docs.wfp.org/api/documents/WFP-0000019573/download/?_ga=2.23619386.1409830611.1519764800-1721934629.1499712532
51. WFP. (2017). WFP Nutrition Policy Summary. Retrieved from: <http://documents.wfp.org/stellent/groups/public/documents/resources/wfp293329.pdf>
52. WFP. (2018). Afghanistan WFP Country profile. Retrieved from: <http://www1.wfp.org/countries/afghanistan>
53. WFP. (2017). Uganda Country Strategic Plan 2018-2022. Retrieved from: <http://www1.wfp.org/operations/ug01-uganda-country-strategic-plan-2018-2022>
54. WFP. (2012). Protracted Relief and Recovery Operations Somalia: Strengthening Food and Nutrition Security and Enhancing Resilience. Retrieved from: http://one.wfp.org/operations/current_operations/project_docs/200443.pdf?_ga=2.154635580.520221781.1517925149-1721934629.1499712532
55. WFP. (2017). Social Protection and Safety Nets. Retrieved from: <http://www1.wfp.org/social-protection-and-safety-nets>
56. The Copenhagen Consensus. (2017). Nutrition. Retrieved from: <http://www.copenhagenconsensus.com/post-2015-consensus/nutrition>
57. Generation Nutrition EU (2017). Tackling the root causes of poverty: EU's role in the fight against undernutrition. Retrieved from: https://www.wvi.org/sites/default/files/GN%20EU%20Paper%202017_WEB.pdf



Action contre la Faim-France
14/16 Boulevard de Douaumont
75854 Paris cedex 17
France
www.actioncontrelafaim.org